

SOFIA PROFESSIONAL 30"













CODE ID

30" PROFESSIONAL SINGLE OVEN

F6PSP30S1



-  Dual True Convection
-  Soft Closing Door
-  Self Clean Oven
-  Multi-level cooking
-  1 Telescopic Rack
-  Cool Touch Door
-  Digital Controls
-  Meat Probe
-  Fast Pre-Heat
-  Interior Lighting

COLOR KIT

	STAINLESS STEEL	
	MATTE BLACK	RAL 9004
	GLOSSY BLACK	RAL 9004
	GLOSSY RED	RAL 3003
	GLOSSY WHITE	RAL 9016
	MATTE WHITE	RAL 9016
	MATTE GREY	RAL 9007

SPECIFICATIONS

OVEN

Knob and electronic controls
Dual True Convection
Self-cleaning oven with Multifunction baking
Black Porcelain enamel interior
Cool to the touch soft closing door
Extra-large baking cavity and viewing area
3 Halogen lights for flawless visibility
Total capacity 123 lt
Total capacity 4,34 cu. ft.
2 chrome racks
1 telescopic rack
Enameled Broiler Pan

OVEN FUNCTIONS

Bake
Broil
Roast
Convection
True Convection
Warm / Proof / Dehydrate
Electronic cooking programmer
Meat Probe
Self-Clean
Sabbath Mode

OPTIONAL ACCESSORIES

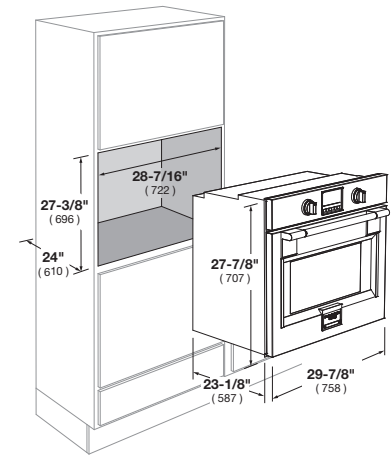
PDRKIT30 ... Color kit
FMTRP30 Telescopic rack



This product meets ADA (Americans with Disabilities Act) requirements. Please check with your local municipality's codes and stipulations for additional details to ensure compliance.

SOFIA

30" PROFESSIONAL OVEN



CODE ID	30" PROFESSIONAL SINGLE OVEN F6PSP30S1	
Series	600	
Finish	Professional Design - Stainless Steel	
CONTROL PANEL		
Control Type	2 Heavy Duty Knobs	
Oven Programming	Electronic with 6 Touch Keys	
Display: Clock - Temperature - Timer	White LED	
Language	English	
OVEN		
Type	Dual True Convection	
Temperature Regulation	Electronic Control (min/max 170/550°F - 75/290°C)	
OVEN FUNCTIONS		
	Pyrolytic Self-Clean	Broil
	True Convection	Dehydrate
	Convection Bake	Thaw (Defrost)
	Convection Broil	Proof (Warm)
	Convection Roast	Keep warm (Warm Plus)
	Pizza (Lower Convection)	Oven Lights
	Bake	
ELECTRIC OVEN FEATURES		
	Preset/Last Used	Preheat Indicator
	Temperature Memory	(25%, 50%, 75%, 100%)
	Control Display Lock	Sabbath Mode
	Child Door Lock	Temperature Display °C/°F
	Meat Probe	
OVEN DOOR(S)		
Oven Glass Window	Large See Through Glass	
Door Cooling System	4 Heat Resistant Glasses	
Door Hinges - Soft-closing System	Heavy Duty Steady Tilt	
Handle Style	Tubular Steel	
OVEN CAVITY		
Total Capacity (lt)	123	
Total Capacity (cu. ft.)	4,34	
Cavity Enamel Color	Black	
Rack Positions	6	
Oven Lights	3x20W Halogen	
HEATING ELEMENTS (@240V)		
Broil Upper Heating Element	3500 W	
Upper Auxiliary Element	1032 W	
Concealed Bake Lower Heating Element	3000 W	
Convection Element	2 x 1300 W	
OVEN ACCESSORIES		
Chrome Racks	2	
Enameled Broiler Pan (basin + anti splash)	1	
Telescopic Chrome Rack	1	
DIMENSIONS/WEIGHT		
Overall dim - Width	29 - 11/16"	754 mm
Overall dim - Height	27 - 7/8"	707 mm
Overall dim - Depth	24"	610 mm
Cut-out - Width	28 - 7/16"	722 mm
Cut-out - Height (min)	27 - 3/8"	696 mm
Cut-out - Depth (min)	23 - 1/4"	590 mm
Gross Weight	198 lbs	90 kg
POWER / RATINGS (208/240 V, 60 HZ)		
kW / Amps rating at 240V, 60Hz	3.84 kW - 16.9A	
kW / Amps rating at 208V, 60Hz	3.54 kW - 17.5A	
Power Cable	Conduit	
INSTRUCTIONS FOR USE		
Use & Care Manual / Installation Manual	English / French / Spanish	