



SPEED QUEEN® MULTI-HOUSING LAUNDRY SOLUTIONS


Rear Control Single Dryer

Coin Slide

Built for Reliable Performance

Speed Queen's Coin Slide single load dryer combines heavy-duty construction with reliable operation proven to stand the test of time. They're designed with less moving parts for one reason: so you'll face fewer maintenance problems and less wear and tear down the road. Our cabinet design maintains the perfect balance of heat, airflow and tumble action for optimal performance and efficiency. The equipment provides an advantage on such issues as energy conservation, equipment breakdowns and vandalism.

- Industry's largest door opening 2.06 sq. ft. (1914 cm²)
- Door is reversible for installation flexibility
- High efficiency exhaust blower with superior airflow 220 cfm (105 liters/sec)
- 100% serviceable from the front
- Space-saving narrow cabinet 26.875" (683 mm)
- Upfront lint filter easy to clean and secured
- Durable galvanized steel cylinder



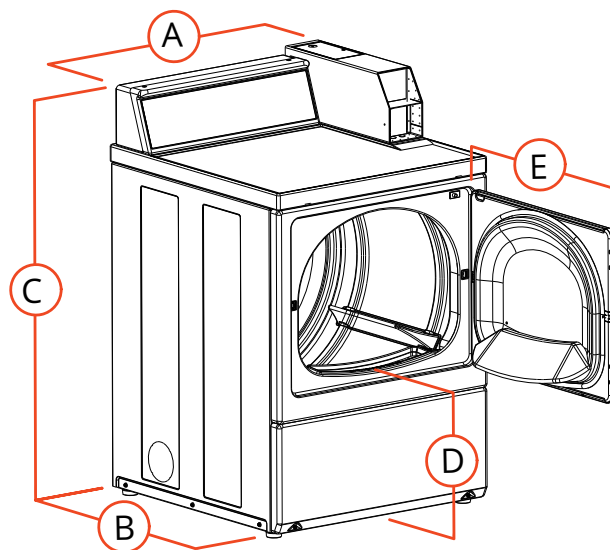
Coin Slide Control

Coin Slide control offers heavy-duty operation, is easy to use and offers the basic features needed for optimal coin-vended laundry room operations.


Rear Control Single Dryer

Coin Slide

Specifications		
Control Option	Coin Slide	
Color	White	
Capacity - lb (kg)	18 (8.2)	
Cylinder Volume - cu. ft. (liters)	7.0 (198)	
Motor (Thermal Protected)	0.33 HP	
Type Of Gas (Gas Models Only)	Factory equipped natural	
Air Outlet Diameter - in (mm)	4 (102)	
Exhaust Airflow - cfm (liters/sec)	220 (105)	
Cycle Selections	Normal, Perm Press Delicate, No Heat	
Electrical Requirements	Electric	120/240/60/1-30 amp 120/208/60/1-30 amp
	Gas	120/60/1-15 amp
Heating Element	Electric	5350W, 240V 4750W, 208V
	Gas	25,000 Btu
Net Weight - lb (kg)	Electric	150 (68)
	Gas	150 (68)
Shipping Weight - lb (kg)	Electric	161 (73)
	Gas	161 (73)
Shipping Dimensions Approx. - in (mm)	Width	30.5 (775)
	Depth	29.5 (7623)
	Height	45 (1143)
Agency Approvals	Electric	cULus
	Gas	cCSAus



A. Overall Width - in (mm)	26.875 (683)
B. Overall Depth - in (mm)	28 (711)
C. Overall Height - in (mm)	43 (1092)
D. Floor To Door Opening -in (mm)	15.44 (392)
E. Door Swing - in (mm)	23.5 (597)

Models	Voltage/Freq/PH	Actuation	
SDSXRG173TW01	208-240/60/1	Electric	Coin Slide 
SDGSXRG113TW01	120/60/1	Gas	

* Electric dryers come equipped for 240/60/1 operation. They can be field converted to operate on 208/60/1 with optional 61928 conversion kit. Gas dryers can be field converted for operation on LP gas with optional 458P3 conversion kit.

For the most accurate information, the installation guide should be used for all design and construction purposes. Due to continuous product improvements, design and specifications subject to change without notice. The quality management systems at Alliance Laundry Systems are registered to ISO 9001.