

# HC 1571G

Fully Integrated Appliances

# LIEBHERR

## Refrigeration and Freezing



home.liebherr.com



### HC 1571G

Energy consumption (kWh / y)	530
Estimated Yearly Energy Cost* in US \$	74
Sound rating** dB(A)	39
Total refrigerator capacity cu.ft. (l)	9.8(278)
BioFresh compartment cu.ft. (l)	-
Freezer capacity cu.ft. (l)	4.3(122)
Electronic control	Touch electronic
Defrost type	Automatic
Interior light	LED
Number of shelves	3 + bottle rack
Number of door racks	3
Number of BioFresh drawers	-
Number of freezer drawers	2
Refrigerator Temperature range °F (°C)	+36°F to +43°F (+2°C to +6°C)
Freezer Temperature range °F (°C)	+7°F to -17°F (-14°C to -27°C)
Water filter	-
Ice maker	Watertank
Ice cube output lbs. (kg.)	2.6(1.2)
Ice cube stock lbs. (kg.)	6(2.7)
Door hinges	left
<b>Product dimensions</b>	
in inch (H / W / D)	79 11/16" / 29 13/16" / 24 1/16"
in cm (H / W / D)	202.4/75.7/61
<b>Cut out dimensions</b>	
in inch (H / W / D)	80"-81 5/8" / 30" / 25"
in cm (H / W / D)	203.2-207.2/76.2/63.5
Net weight lbs. (kg)	350.5(159)
Voltage V / Hz	115/60

\* Energy Cost will depend on utility rates and use. Estimated energy cost based on a national average electricity cost of 14 cents per kWh.

\*\* Noise output – according to EN 60704-3

### Accessories

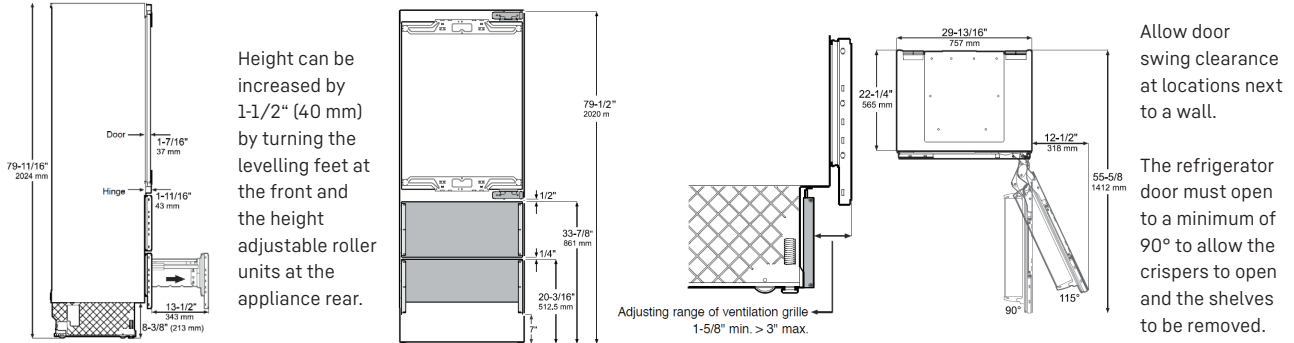
<b>Water Filter</b>	9880980/7440002/ 9883057
<b>Stainless Steel Round Handles</b>	9900279
<b>Brushed Aluminum Square Handles</b>	9900281
<b>Door Stopper 90*</b>	9096699
<b>Stainless Steel Panels Freezers</b>	9900283
<b>Stainless Steel Panels Refrigerators 80"</b>	9900287
<b>Stainless Steel Panels Refrigerator 84"</b>	9904367

### Features

- No Frost**  
Food is frozen with chilled, recirculating air, while expelling humidity. As a result, the freezer is always free of ice, ensuring long-term freshness.
- Duo Cooling**  
Lengthen the shelf life and preserve the flavor of your foods with a dual refrigeration system that creates ideal conditions in both the refrigerator and freezer.
- Ice Maker**  
Liebherr's automatic IceMaker produces perfect ice cubes and keeps a constant supply on hand for every occasion.
- Telescopic Rails**  
Store food securely within reach thanks to fully extendable pull-out drawers. The SoftTelescopic system provides convenient and reliable self-retraction with soft closing.

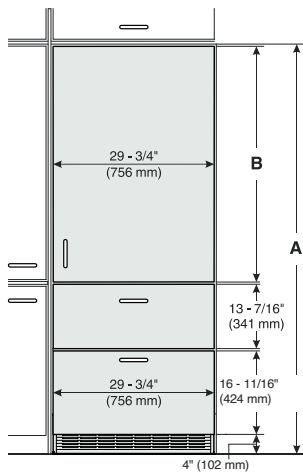
# Diagrams

## Product Dimensions

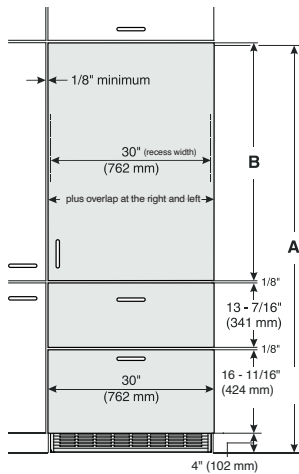


## Panel Dimensions

### Inset Installation Style



### Frameless Installation Style



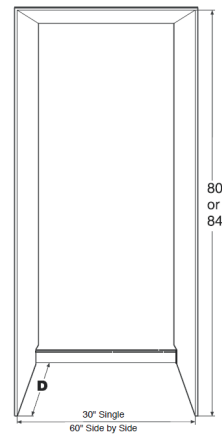
Product also allows installation with Toe kick height of 2" (50mm) to 6 11/16" (170mm). To define the panel height other than 4" (102mm) toe kick, consider 20 11/16" (526mm) - toe kick height

Cabinet opening A	Refrigerator door panel B
80"	45-1/2" (1156 mm)
84"	49-1/4" (1251 mm)

Cabinet opening A	Refrigerator door panel B
80"	45-5/8" (1159 mm)
84"	49-3/4" (1264 mm)

- Minimum panel thickness is 5/8" (16 mm).
- Maximum panel thickness is 3/4" (20 mm).
- Maximum weight of the refrigerator panel is 60 lbs (27 kg).
- Maximum weight of each freezer panel is 26.5 lbs (12 kg).

## Cutout Dimensions



**IMPORTANT**  
Factory available stainless steel panels are designed for an inset installation only and require a cabinet / gable depth of 24 - 3/4".

Inset cabinet Depth D	
24" + panel thickness	24"

## Ventilation Requirements



The appliance do not require ventilation considerations in the cabinetry. The required airflow is directed through the toe kick base. It is important to use the provided cover grille for the ventilation opening. This opening must not be covered.