


KPH362XT

36" WALLMOUNT CHIMNEY HOOD, 2 MOTORS
STAINLESS STEEL



Complete your Bertazzoni kitchen with this heavy-duty chimney hood.

Choose among 4 extraction airflow speeds, reaching a maximum flow performance of 1200 CFM (cubic feet per minute).

Easily control all hood functions with the electronic controls, which include timer.

Enjoy powerful illumination of the cooking surface with the bright, energy efficient LED light bar

Filter out odors and grease with the stainless steel baffle filters, which can be easily cleaned periodically in the dishwasher.

Designed and manufactured with pride in Italy.

Industry leading 2 years parts and labor warranty.

PRODUCT FEATURES

Size	36"
Hood type	Wall mount
Hood finish	Stainless steel
Motor	2
Speed	3 + Booster
Hood control	Electronic with buttons
Lights	LED bar
Filters type	Baffle stainless steel
Extraction power	1200 CFM
Duct cover	Included

TECHNICAL SPECIFICATIONS

Electrical supply	120 V 60 HZ - 840 W 7 Amp
Power connection	Hardwired
Certification	CEC,UL
Packaging dimensions and weight	W 38 31/32" H 24 19/32" D 35 1/32" 99.2 lbs

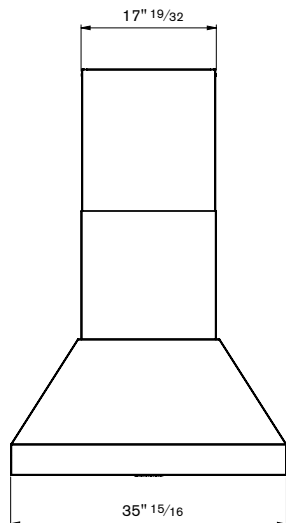
KPH362XT

36" WALLMOUNT CHIMNEY HOOD, 2 MOTORS
STAINLESS STEEL

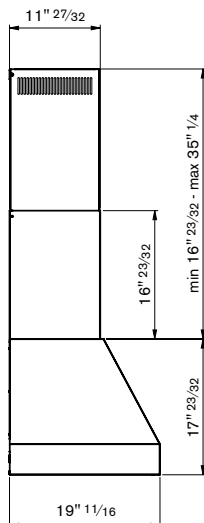


PRODUCT DIMENSIONS

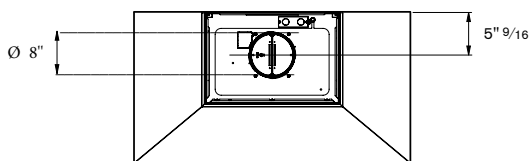
FRONT VIEW



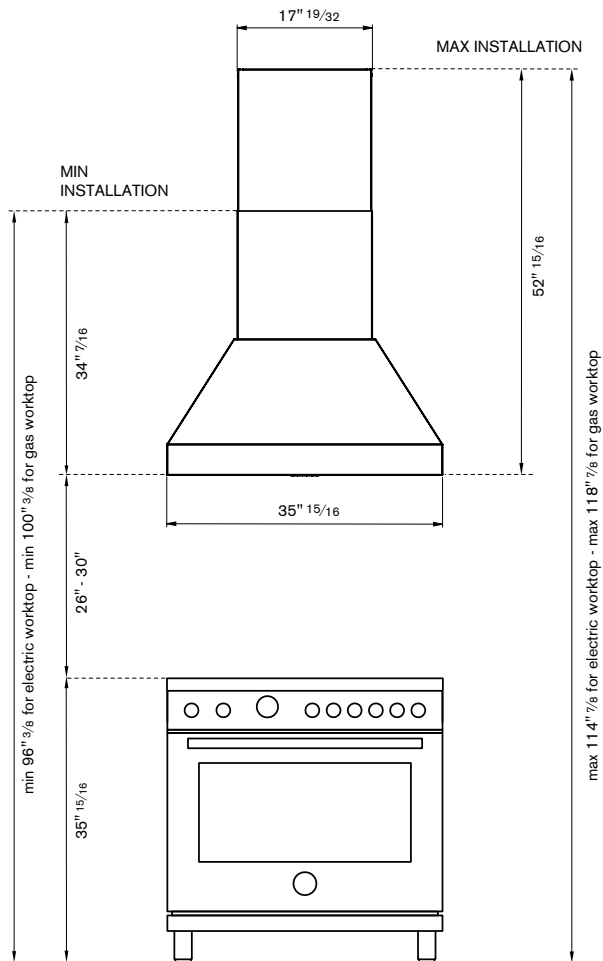
SIDE VIEW



TOPVIEW



PRODUCT INSTALLATION



Hood Clearance

Recommended height above cooking surface:
min 26" for electric worktop
min 30" for gas worktop

POWER SUPPLY CONNECTION

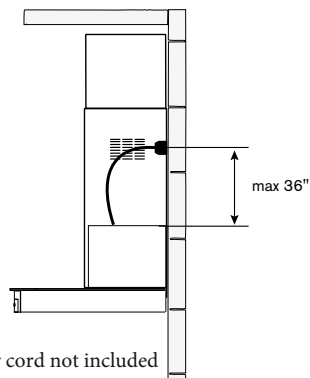
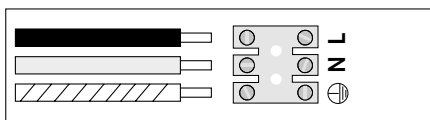
For connection to the power supply refer to the follows:

BLACK = L line

WHITE = N neutral

GREEN/YELLOW = G ground

A double-pole switch properly rated must be installed to provide the range hood power supply disconnection.



*Power cord not included