



HIGH POWERED. HIGH DESIGN.

This new **Viking RVL Collection** bridges present and future with a fully integrated design that fits seamlessly into surrounding cabinetry. Although its sleek look is decidedly minimal, it boldly conveys Viking performance at a glance. And rest assured, no commercial cooking power was sacrificed for appearance sake. With streamlined silhouettes, a sleek user interface, transitional sizes, and outfitted in stunning black glass this collection gives you limitless contemporary design possibilities that will ignite your culinary passions.

MODEL NUMBERS

MVSOE6301BG – 30"W. Single Oven

MVDOE6301BG – 30"W. Double Oven

DESIGN AND INSTALLATION FEATURES

- All black glass front
- Capacitive touch control
- Seamless integration with no bottom venting
- Minimal product reveals
- Clean airwashed door
- Ability to install two single or double ovens side-by-side
- Sleek black chrome handles
- European style hinge
- Can be installed flush or integrated
- Two halogen oven lights per cavity

COOKING FEATURES

- Two-speed convection system circulates air throughout entire oven cavity
- Concealed 6-pass bake element makes clean-up easy
- 10-pass broiler with heat reflector
- Two full-extension TruGlide racks per cavity (five rack positions)
- Oven functions – Bake, Convection Bake, TruConvec convection cook, Convection Roast, Convection Broil, Broil (HI/MED/LOW)
- Temperature Probe monitors internal food temperature and turns oven off when food reaches programmed temperature
- Delay Start automatically starts the oven at set time and turns off at end of cooking
- Two timer functions – cooking element and stand alone
- Steam Clean feature is perfect for light and medium cleaning and only takes 20 minutes



MVSOE6301BG



MVDOE6301BG

CAPACITY

- Overall – 4.28 cubic ft.
 - 25"W. x 16"H. x 18.5"D.

CONNECTIVITY

- Touch control panel with guided recipes via Fresco App
- Over-the-air software updates
- Diagnostics

WARRANTY

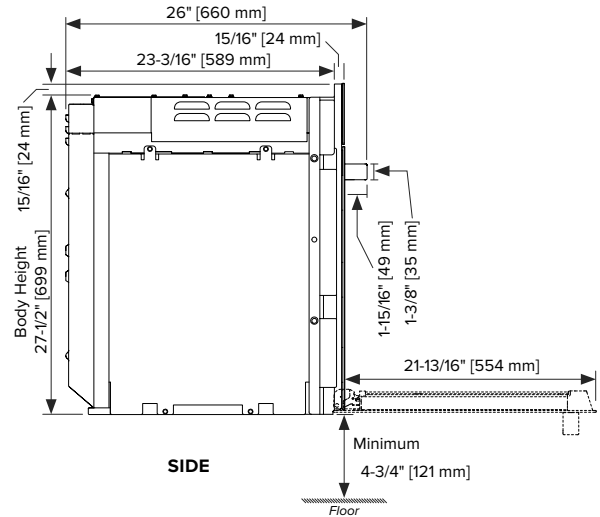
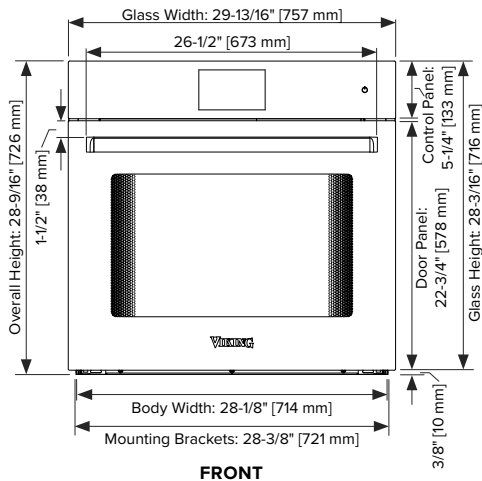
- 2-year full – complete product
- 90-day full – cosmetic parts such as glass, painted items and decorative items
- 5-year limited – electric heating element



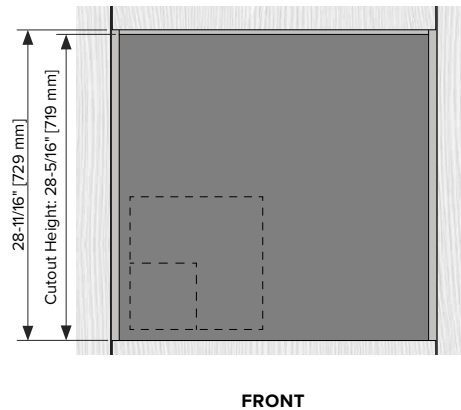
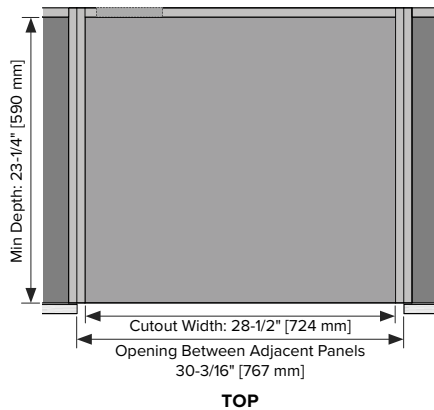
Model	MVSOE6301BG	MVDOE6301BG
Overall Width	29-13/16" (75.72 cm)	
Overall Height	28-9/16" (69.94 cm)	51-7/16" (130.64 cm)
Overall Depth	To front of handle – 26" (66.0 cm) To front of glass door – 24-1/8" (61.3 cm) Depth of door open – 21-13/16" (54.4 cm) Depth into cabinetry – 23-3/16" (58.9 cm)	
Cutout Width	Standard and Flush Mount – 28-1/2" (72.4 cm) Flush Side by Side: 28-9/16" (72.5 cm)	
Cutout Height	Standard and Flush Mount – 28-5/16" (71.9 cm)	Standard and Flush Mount – 51-1/8" (129.8 cm)
Cutout Depth	Standard and Flush Mount - 23-1/4" (59.06 cm)	
Electrical Requirements	Oven requires a separate, grounded 4-wire, 240V (AC), 30 amp (single ovens) and 50 amp (double ovens) service with its own circuit breaker. Unit is equipped with no. 10 ground wire in conduit. Should be fused separately.	
Max. Amp Usage	240 VAC - 25.0 amps, 6.0 kW; 208 VAC - 21.6 amps, 4.5 kW	240 VAC - 50.0 amps, 12.0 kW; 208 VAC - 43 amps, 9 kW
Interior Dimensions	25"W. (63.5 cm) x 16"H. (40.6 cm) x 18-1/2" (50.0 cm)	
Oven Volume	AHAM Standard – 3.8 cu. ft.; Total Oven Cavity – 4.3 cu. ft	
Approximate Shipping Weight	260 lb. (117.93 kg)	385 lb. (174.63 kg)

Please do not prepare installation from brochure data only. See installation instructions for important clearance/installation information.
 **The AHAM Standard for measuring oven capacity subtracts the door plug and convection baffle dimension from the total oven volume.

30"W. SINGLE OVEN

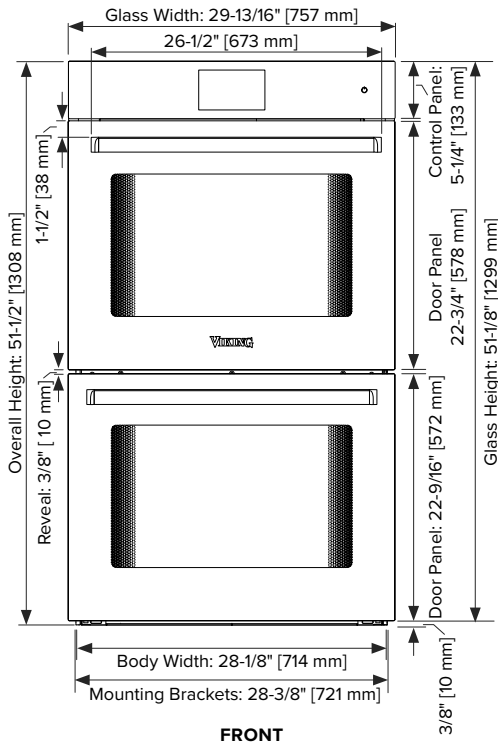


Cabinet Cutouts

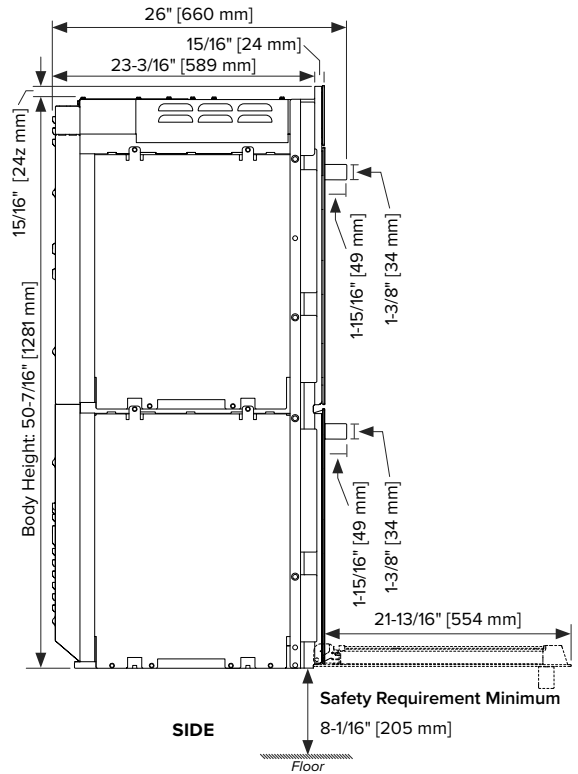




30"W. DOUBLE OVEN

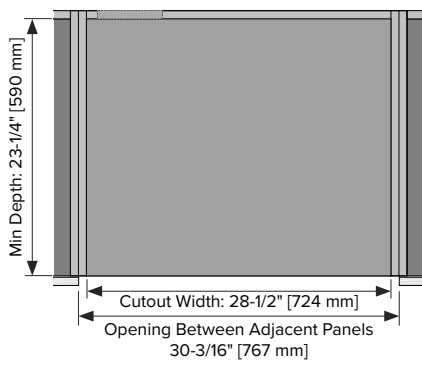


FRONT

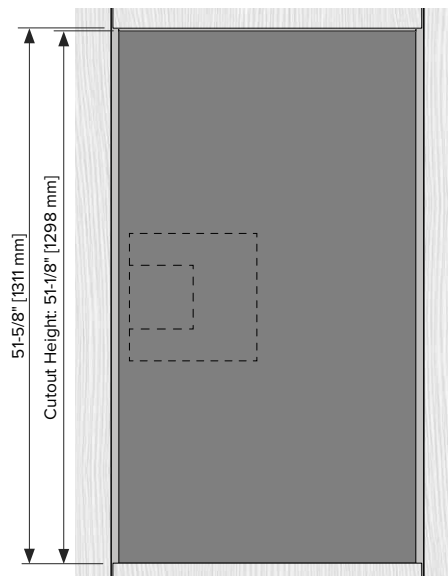


SIDE

Cabinet Cutouts



TOP



FRONT

FIND YOUR LOCAL DEALER AT VIKINGRANGE.COM
FOR PRODUCT INFORMATION, CALL 1-888-845-4641 OR VISIT OUR WEBSITE

VIKING RANGE, LLC 111 FRONT STREET GREENWOOD, MS 38930 USA
© 2020 VIKING RANGE, LLC. ALL RIGHTS RESERVED.

