

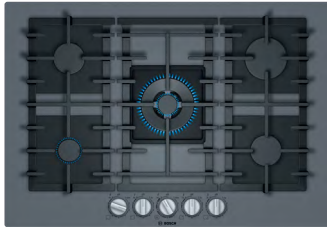
30" Gas Cooktop

Benchmark® Series – Gray Tempered Glass NGMP077UC



BOSCH

Invented for life



NGMP077UC
Gray Tempered Glass

The tempered glass gas cooktop with FlameSelect® – achieve consistent cooking results thanks to nine precisely defined power levels.

Features & Benefits

FlameSelect® – allows for a precise adjustment of the flame size with nine defined power levels

Dual flame power burner with two heat options, quickly boil water or maintain a precise simmer

Heavy-duty grates can be easily and quickly cleaned in the dishwasher

OptiSim® burner – simmer delicate sauces and melt chocolate without scorching

Tempered glass cooking surface offers a modern yet timeless appearance and wipes clean easily

General Properties

No. of burners	5
Knob color	Stainless steel appearance
Control location	Front-center
Sealed burners	Yes
Gas valves	Five 9-level step valves
Ignition system	Electric; thermocouple safety control
Cooktop surface material	Tempered glass with porcelain steel heat shields
Grate material	Cast iron
Grate features	Continuous grates; dishwasher safe

Element Performance

Total BTU load (NG / LP)	40,000 / 40,000
Power of front left burner (NG / LP) OptiSim®	3,400 / 3,400 BTU
Power of back left burner (NG / LP)	6,000 / 6,000 BTU
Power of center burner (NG / LP) Dual-flame	14,300 / 14,300 BTU
Power of back right burner (NG / LP)	10,300 / 10,300 BTU
Power of front right burner (NG / LP)	6,000 / 6,000 BTU

Technical Details

Circuit breaker	15 A
Volts	120 V
Frequency	60 Hz
Plug type	3-prong
Power cord length	40"
Fuel type	Natural Gas (factory set)
Convertible to LP (kit required)	Yes

Dimensions & Weight

Overall appliance dimensions (HxWxD)	2 9/16" x 29 1/2" x 20 1/2"
Required cutout size (HxWxD)	1 1/4" x 28 15/16" x 19 1/8"
Minimum distance from counter front	1 7/8"
Minimum distance from rear wall	3"
Net weight	47 lbs


Accessories – Included

Included	LP conversion kit, OptiSim® cap
----------	---------------------------------

Accessories – Optional



HEZ298102
Wok ring



HEZ27755
FlameSelect® Benchmark® Series metal control knob kit, stainless steel



† To be fully ADA compliant, these units must be installed according to ADA guidelines. Please check current ADA requirements for guidance on installation.

Accessories: To purchase Bosch accessories, cleaners & parts please visit www.bosch-home.com/us/store or call 1-800-944-2904 (Mon to Fri 5 am to 6 pm PST, Sat 6 am to 3 pm PST).

Notes: All height, width and depth dimensions are shown in inches. BSH reserves the absolute and unrestricted right to change product materials and specifications, at any time, without notice. Consult the product's installation instructions for final dimensional data and other details prior to making cutout.

Warranties: Please see Use & Care manual or Bosch website for statement of limited warranty.

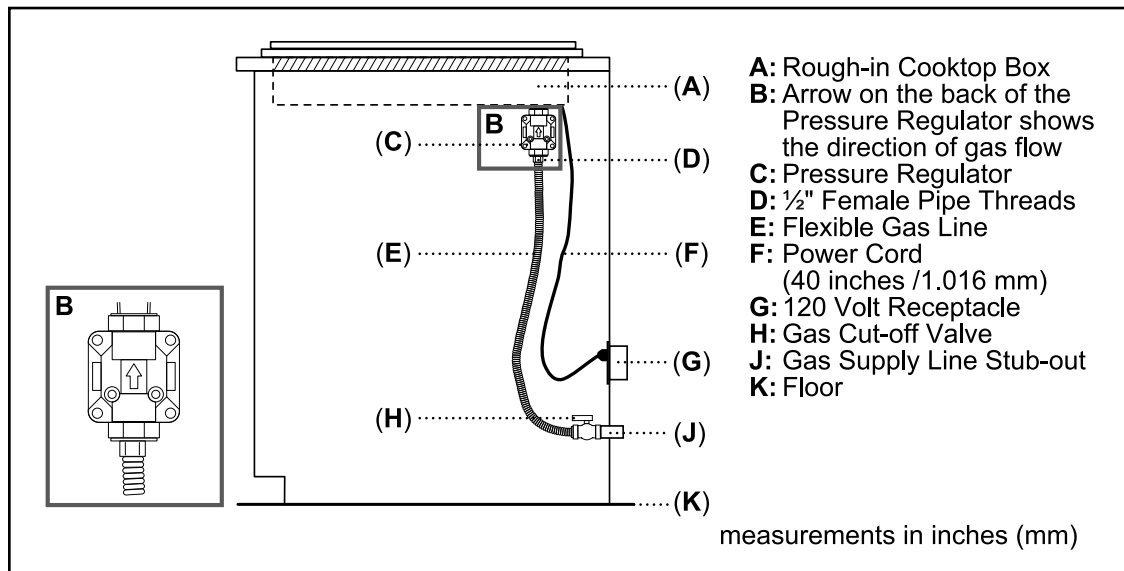
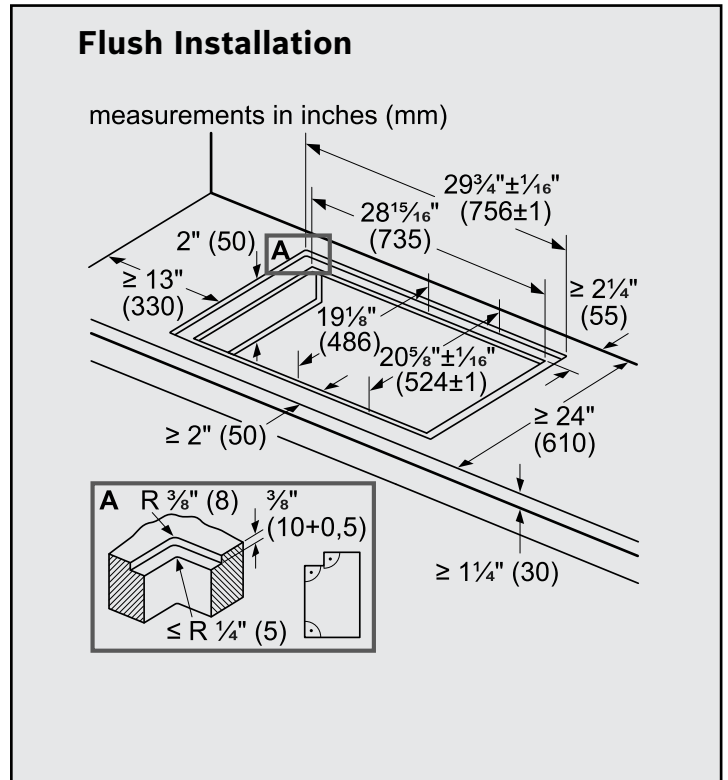
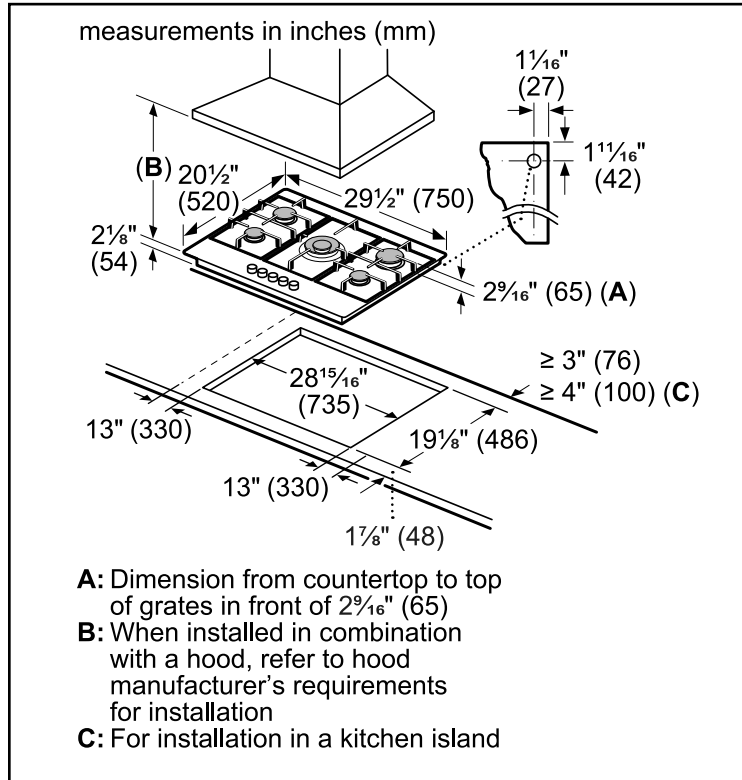
For more information on our entire line of products, go to www.bosch-home.com/us or call 1-800-944-2904

© BSH Home Appliances Corporation. All rights reserved. Bosch is a registered trademark of Robert Bosch GmbH.

30" Gas Cooktop

Benchmark® Series – Gray Tempered Glass NGMP077UC

Installation Details



Accessories: To purchase Bosch accessories, cleaners & parts please visit www.bosch-home.com/us/store or call 1-800-944-2904 (Mon to Fri 5 am to 6 pm PST, Sat 6 am to 3 pm PST).

Notes: All height, width and depth dimensions are shown in inches. BSH reserves the absolute and unrestricted right to change product materials and specifications, at any time, without notice. Consult the product's installation instructions for final dimensional data and other details prior to making cutout.

Warranties: Please see Use & Care manual or Bosch website for statement of limited warranty.

For more information on our entire line of products, go to www.bosch-home.com/us or call 1-800-944-2904

© BSH Home Appliances Corporation. All rights reserved. Bosch is a registered trademark of Robert Bosch GmbH.

30" Gas Cooktop

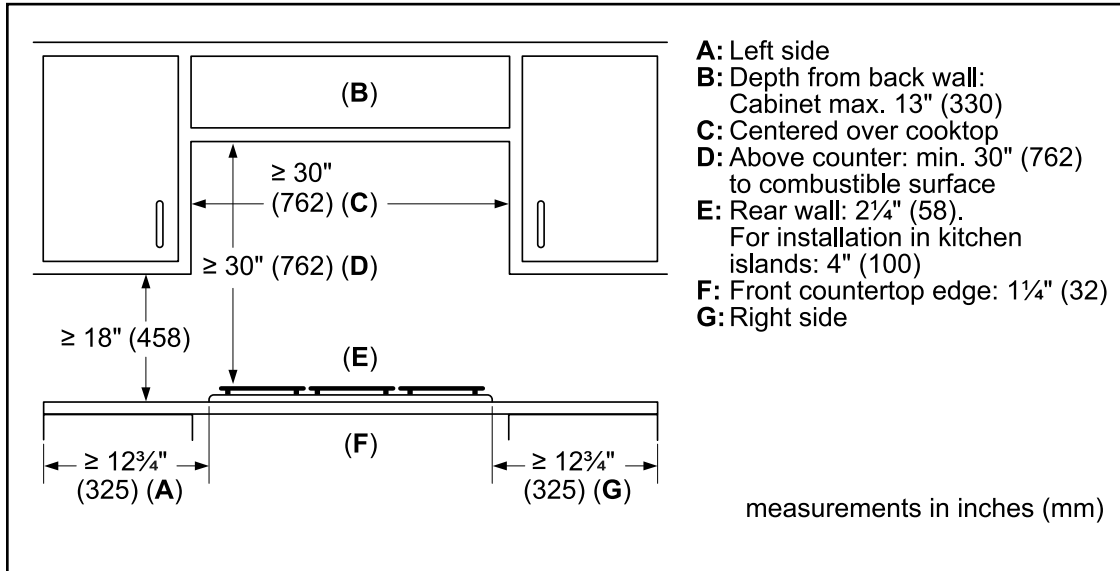
Benchmark® Series – Gray Tempered Glass NGMP077UC



BOSCH
Invented for life

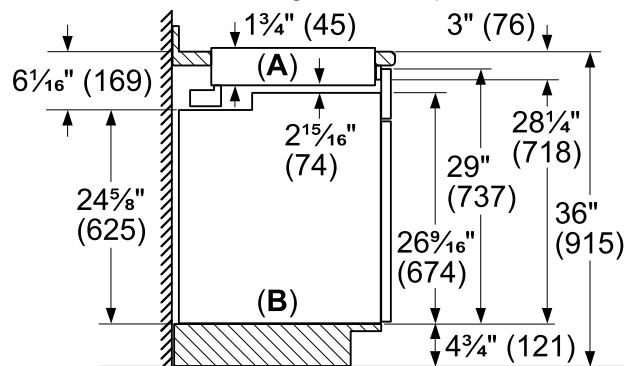


Installation Details



Installation above Wall Ovens

measurements in inches (mm)
 Built-in oven - under gas cooktop



Installation with horizontal panel

If there is no oven beneath the cooktop, install a horizontal panel. To allow access to the power supply connection and regulator, maintain a minimum clearance of 3/8" (10 mm) from the edges of the panel.

IMPORTANT: Complete the installation of the cooktop before installing the horizontal panel.

Dimensions based on standard countertop height (36" with 4 3/4" toe kick including base plate).

A: Cooktop
B: Built-in oven

Accessories: To purchase Bosch accessories, cleaners & parts please visit www.bosch-home.com/us/store or call 1-800-944-2904 (Mon to Fri 5 am to 6 pm PST, Sat 6 am to 3 pm PST).

Notes: All height, width and depth dimensions are shown in inches. BSH reserves the absolute and unrestricted right to change product materials and specifications, at any time, without notice. Consult the product's installation instructions for final dimensional data and other details prior to making cutout.

Warranties: Please see Use & Care manual or Bosch website for statement of limited warranty.

For more information on our entire line of products, go to www.bosch-home.com/us or call 1-800-944-2904

© BSH Home Appliances Corporation. All rights reserved. Bosch is a registered trademark of Robert Bosch GmbH.