



BUILT-IN 3 SERIES INDUCTION COOKTOPS

Viking 3 Series – RVIC

COMMERCIAL-TYPE COOKING POWER

- MagneQuick™ Induction Power Generators utilize magnetic energy for superior power, responsiveness and efficiency
- 30"W. Four Element Model – Four 8" 3,000 watt elements
- 30"W. Six Element Model – Six 8" 3,000 watt elements
- 36"W. Six Element Model – Six 8" 3,000 watt elements
- All elements have double power boost function which boost the element to 2,500 or 3,000 watt
- Automatic bridge function between front and rear elements allows use of two cooking zones simultaneously
- Automatic cooking function starts element at full power then reduces automatically to a pre-selected level
- Keep Warm function maintains a steady 158°F temperature to keep foods warm without overflowing or burning the pan

SAFE, EASY OPERATION AND CLEANUP

- Capacitive touch slider control with twelve cooking levels
- Element lights indicate hot surfaces and active elements
- Sensor turns off element if cookware is not detected
- Timer function for each element and separate kitchen timer function
- Control panel lock function
- Strong, wear-resistant glass surface for excellent cleanability

MODEL NUMBERS

- RVIC3304BBG – 30"W. Induction Cooktop, four elements
- RVIC3306BBG – 30"W. Induction Cooktop, six elements
- RVIC3366BBG – 36"W. Induction Cooktop, six elements



30" WIDE INDUCTION COOKTOP



36" WIDE INDUCTION COOKTOP

COLOR FINISHES

- Available in Black Glass

WARRANTY

- 2-year full – complete product
- 90-day full – cosmetic parts such as glass, painted items and decorative items
- 5-year limited – induction element components



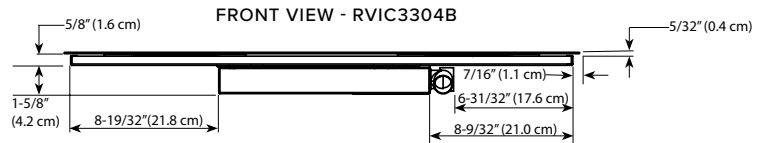
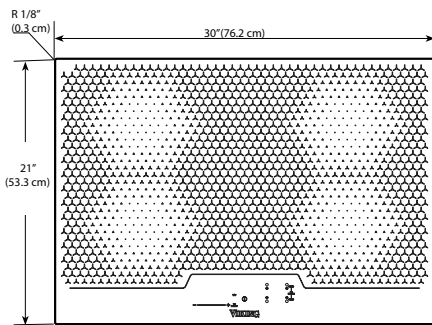
BUILT-IN 3 SERIES INDUCTION COOKTOPS

Viking 3 Series – RVIC

INDUCTION COOKTOPS			
DESCRIPTION	RVIC3304B	RVIC3306B	RVIC336
Overall Width	30" (76.2)	30" (76.2)	36" (91.4 cm)
Overall Height from Bottom To top of cooking surface To bottom edge of frame		2-13/32" (6.1 cm) 2-1/4" (5.7 cm) 1-5/8" (4.2 cm)	
Overall Depth from Rear		21" (53.3 cm)	
Cutout Width	27-3/8" (69.5 cm)	27-3/8" (69.5 cm)	33-3/8" (84.8 cm)
Cutout Depth		18-29/32" (48.0 cm)	
Electrical Requirements	208-240 VAC; 52/60Hz; factory-installed 4 ft. (121.9 cm) flexible steel conduit 3-wire conduit with a No. 10 ground wire; located on the right rear corner of unit		
Maximum Amp Usage	208V—31.7 amps (6.6 kw) 240V—36.6 amps (8.8 kw)		208V—34.6 amps (7.2 kw) 240V—40.0 amps (9.6 kw)
Surface Element Rating	Left Front – 2,100 watts Left Rear – 2,100 watts Center Front – N/A Center Rear – N/A Right Front – 2,100 watts Right Rear – 2,100 watts	Left Front – 2,100 watts Left Rear – 2,100 watts Center Front – 2,100 watts Center Rear – 2,100 watts Right Front – 2,100 watts Right Rear – 2,100 watts	Left Front – 2,100 watts Left Rear – 2,100 watts Center Front – 2,100 watts Center Rear – 2,100 watts Right Front – 2,100 watts Right Rear – 2,100 watts
Approximate Shipping Weight	52 lb. (23.4 kg)	52 lb. (23.4 kg)	56 lb. (24.4 kg)

Please do not prepare installation from brochure data only. See installation instructions for important clearance/installation information.


30" W.



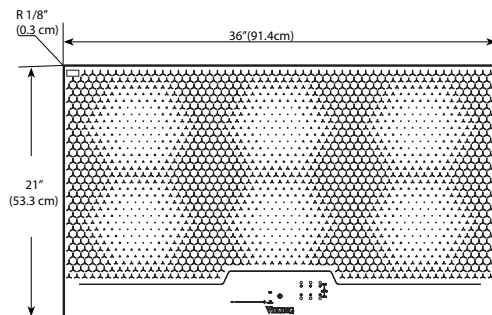
FRONT VIEW - RVIC3306B



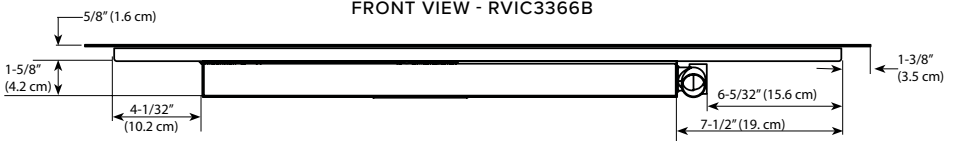
SIDE VIEW



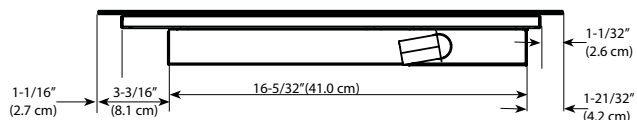
36" W.



FRONT VIEW - RVIC3366B



SIDE VIEW



VIKING RANGE, LLC 111 FRONT STREET GREENWOOD, MISSISSIPPI 38930 USA

For detailed product information, model numbers, or to request a quote call 1-888-845-4641 or visit vikingrange.com

© 2023 Viking Range, LLC All rights reserved. Specifications subject to change without notice.