


# ATEAGO S1M SWEEPING ROBOT



# Product structure



# Product introduce



## ATEAGO S1M

### —— Smart Sweeping Robot

ATEAGO S1M Sweeping Robot can complete the map construction in 30 minutes through the laser autonomous navigation system, intelligently planning the cleaning path, avoiding obstacles in real time, supporting automatic charging and renewing the sweeping at breakpoints. Users can view the robot's operating status in real time through remote monitoring and control. The robot's easy deployment, low maintenance costs, efficient cleaning performance and excellent endurance provide users with an unrivalled cleaning experience..

# Problems and pain points



**1. High labour costs for business inputs**

**2. Manual cleaning is intensive and difficult to manage**

**3. Manual cleaning is prone to accidents**





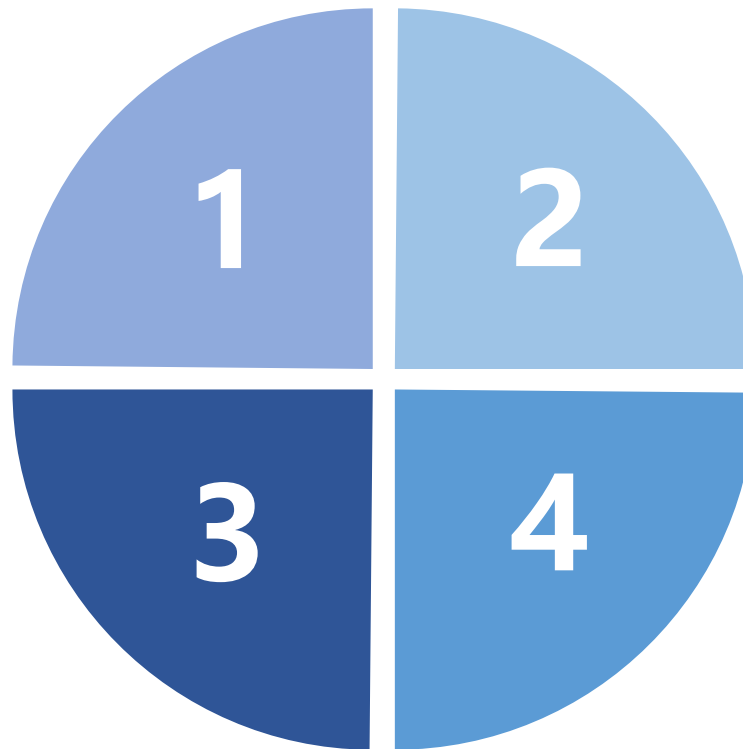
# Product Advantage

## 1000m<sup>2</sup>/h cleaning efficiency

9~10 hours range, equipped with 38.4V/25Ah Li-FePO4 battery, 30L rubbish bin, improve single cleaning capacity.

## Virtual Wall Editor

Users can set up a virtual wall on the computer side to prevent robots from entering by mistake and causing unnecessary damage




## Breakpoint scanning function

Supports breakpoint renewed cleaning, when the robot power is too low, automatically return to charging, charging is completed to continue the cleaning task

## Cost reduction and efficiency

With mature and stable navigation solutions to help companies automate robot cleaning and reduce factory operating costs

# Functional features



## 01 Self-planning sweeping path

Self-planning sweeping path, bow-shaped sweeping, to ensure wide sweeping coverage and high efficiency

## 02 Autonomous obstacle avoidance

LIDAR, all-round perception of the surrounding environment, active avoidance, flexible steering

## 03 Customised cleaning areas

Customised cleaning zones can be set up in the robot's background to clean at regular intervals.

## 04 Quick release dust box design

Quick release design saves time and effort, and can be easily operated with one hand, making cleaning easier.

## 05 Automatic return to charge

Automatically returns to recharge when the robot's power level falls below a minimum value


## 06 LiFePO4 battery

Equipped with 38.4V/25Ah lithium iron phosphate battery, safe and environmentally friendly, non-combustible, non-explosive



# Self-planning sweeping path

The robot generates a navigation map in the Web through LIDAR, and through the one-key sweeping button on the body, the robot autonomously plans the sweeping path, and the bow-shaped sweeping path achieves full coverage of the sweeping.





Virtual wall



Self-navigation



Timed sweeping



# Customised sweeping areas

ATEAGO S1M smart sweeping robot, User can add one or more custom cleaning areas within the map, the robot will clean in order according to the added custom areas. At the same time, it supports incremental map building, expanding on the basis of the original map, supporting a maximum of 10,000 square metres to meet the cleaning needs of a variety of scenarios.



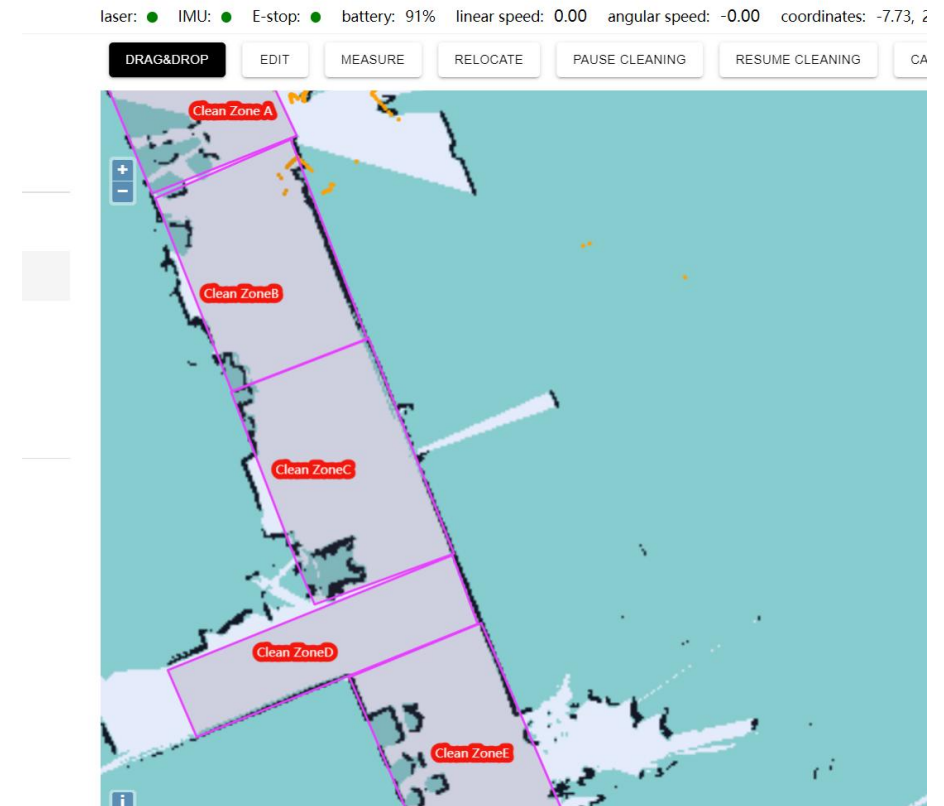
**Customised settings**



**incremental mapping**



**Large-scale mapping**






# Autonomous obstacle avoidance

The body is equipped with laser navigation technology, which can scan and build a map of the indoor terrain layout, so as to achieve accurate global sweeping planning, and the laser radar detects the surrounding environment in real time, so that the robot can avoid obstacles in 360 °, safe and stable operation..



Laser radar



Active obstacle avoidance



laser radar



25m detection distance


# Quick release dust box design

The unique structural design of S1M's dust box facilitates rubbish collection and disposal, intimate carry handle design, 30L large-capacity dust box, which can be easily disassembled with one hand, and hidden luggage trolley bar design, which facilitates the movement of the robot and saves energy and more effort.

Concealed Tie Rods

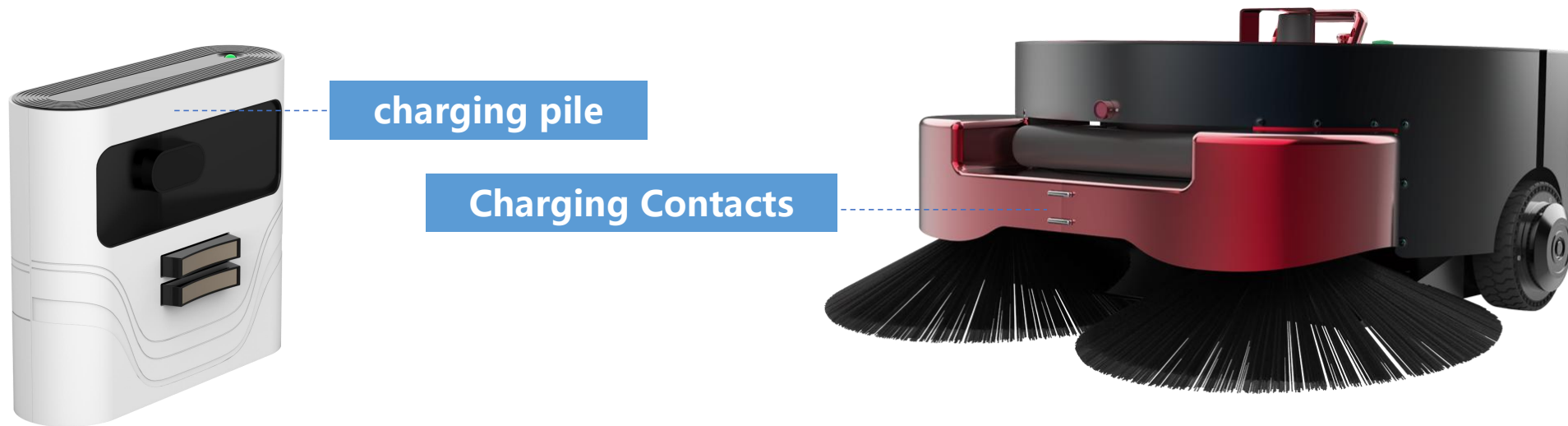


30L Dust Box



# Automatic return to charge


ATEAGO S1M sweeping robot battery life up to 9~10 hours, can be preset robot minimum power value, when the robot power is lower than the minimum value, automatically return to recharge, without manual operation, more worry.



# LiFeP04 battery



High temperature resistant, non-combustible and safe enough



Fast charging support for faster charging



Long battery life, discharge cycles Up to 2000 cycles



Green, energy efficient and environmentally friendly

Battery capacity 38.4V/25Ah, high temperature resistant, non-explosive, non-combustible, safe and secure, long battery life, up to 2000 discharge cycles




Heat-resistant Non-burning No explosion








# Demonstration of cleaning effect



# Wide range of application areas

ATEAGO S1M sweeping robot products are widely used in modern logistics field, manufacturing field, factory floor, ports, stations, airports, freight yards, warehouses, distribution centres and distribution centres, etc.





# 产品参数

Model	MBOT2010
Size	730*690*325mm
Battery Type	38.4V/25Ah LiFePO4 battery
Weight	40kg
Power	100W
Battery life	9-10H
Charge Time	4-5H
Networking Specifications	2.4G/5GHz
Operating System	Android
Screen Size	7-inch
Sensor Configuration	LiDAR, Attitude Sensor
Navigation	Laser SLAM
Sweeping mode	Sweeping
Sweeping route	"弓" sweeping route
Working mode	Customisation
Number of side brushes	2
Number of Roller Brushes	1
Dust box capacity	30L
Sweeping width	890mm
Maximum cleaning efficiency	1000m <sup>2</sup> /h
Climbing angle	12°





# Thanks for watching

Hongkong ATEAGO Technology Co., Ltd  
Hangzhou Dige Technology Co., Ltd

---

Email: [info@ateago.com](mailto:info@ateago.com)

Web: [www.ateago.com](http://www.ateago.com)

6/F, Bank of America Tower, 12 Harcourt Road, Central, Hong Kong.

F3, Building NO.2, Dayuan Road NO.1188, Qingshan Lake Street, Linan District, Hangzhou, 311305, China