

- Volume of 4.7 cubic feet, holds (147) 12 oz cans or (85) 12 oz bottles
- Energy Star rated
- ADA height compliant, installs under 34" countertop
- Signature SAPPHIRE blue interior
- Full wrapped stainless-steel exterior
- Articulating, concealed self-closing hinges with built-in door stop
- Multifunction capacitive touch electronic control
- Temperature range: 34 °F to 65 °F
- Fan-assisted cooling system allows for even temperatures, quicker cooldown times, and added efficiency
- Full-length flush LED theater lighting
- Adaptable racking system includes 3 stainless front, full-extension racks with chrome-plated wire inserts. Optional shelf inserts include gray wine rack inserts and/or tempered glass shelf inserts making it easy to adapt to food and beverage storage needs
- Clear bottom crisper drawer
- Unit ships right hinged with field-reversible doors
- Stainless model includes 1" diameter stainless steel handle with faceted standoffs (24" length)
- Panel ready model requires ¾" custom door panel and handle
- Precise zero clearance design allows for unmatched integration into any built-in setting
- 4 Independent adaptable leveling legs
- Adaptable grille accepts an integrated toe kick and allows front/back and up/down alignment with adjacent cabinetry and toe kick/plinth
- Automatic defrost
- Lock standard on stainless models



Stainless with Lock



Panel Ready

## Model Details

Model	Lock	Finish	Description	Shipping Weight
SR24SSADA	Standard	Stainless Steel	24" ADA Refrigerator, Factory Installed Lock	154 lbs
SR24PRADA	No	Panel Ready	24" ADA Refrigerator	148 lbs

Refer to page 53 for accessories

Dimensions/Weight	Detail
Product Depth	23 ¼"
Product Height	32" - 33"
Product Width	23 ⅞"
Product Weight	126 lbs
Product Volume	4.7 cu ft
Shipping Dimensions	26 ¾" x 27 ½" x 36 ¾"
Shipping Weight	154 lbs

Integration/Panel Information*	Detail
Panel Height	28" - 29"
Panel Thickness	¾"
Panel Width	23 ⅞"
Maximum Panel Weight	25 lbs

\*Refer to manual for all panel and installation instructions



The Legacy Companies warrants to the original purchaser of its SAPPHIRE products that they will be free from defects in materials and workmanship for the following time periods from the date of purchase shown on the sales receipt:

Two (2) Years Parts & On-Site Labor | Five (5) Years Compressor Warranty (Parts Only)

See complete warranty for details.

SapphireAppliances.com | 1.866.754.6672  
The Legacy Companies

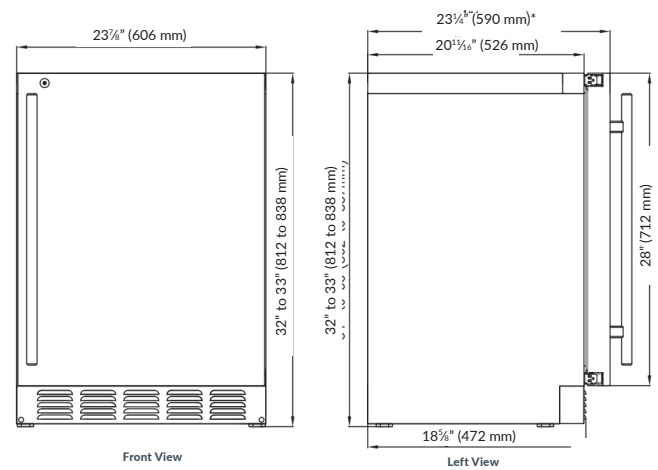
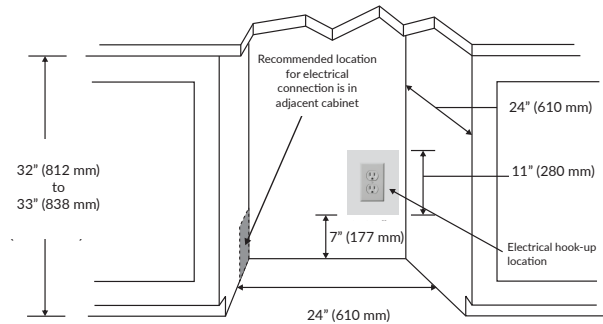
3355 Enterprise Avenue, Suite 160, Fort Lauderdale, FL 33331

Model	Details
Control Type	Electronic Capacitive Touch with OLED Screen
Indoor or Outdoor	Indoor
Built-in Installation	Inset, Frameless / Overlay and Framed Cabinet Styles
Refrigerant Type	R600a

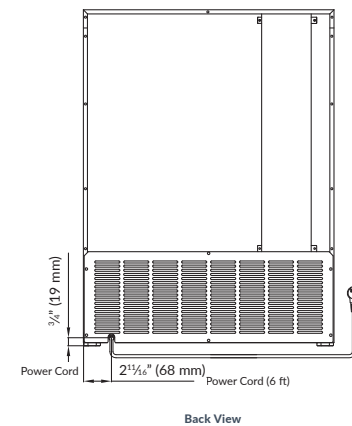
Electrical	Details
Electrical Requirements	115 V / 60 Hz
Volt Range	104 V ~ 127 V
Electrical Service	15 amp
Running Amps	0.7 amps

Approvals - Certifications	Details
ADA Height Compliant	Yes
Energy Star	Yes
ETL Residential / Commercial	Yes
ETL Sanitation	Yes
Star K	Yes

Capacities	Details
Maximum Shelf Weight	75 lbs
12 oz Can Capacity	147 Cans (Max)
12 oz Bottle Capacity	85 Bottles (Max)



\*Dimensions are the same for Panel Ready unit when 3/4\"/>



The Legacy Companies warrants to the original purchaser of its SAPPHIRE products that they will be free from defects in materials and workmanship for the following time periods from the date of purchase shown on the sales receipt:

Two (2) Years Parts & On-Site Labor | Five (5) Years Compressor Warranty (Parts Only)

See complete warranty for details.

SapphireAppliances.com | 1.866.754.6672  
The Legacy Companies

3355 Enterprise Avenue, Suite 160, Fort Lauderdale, FL 33331

SAPSS12  
0725222