

FEATURES & BENEFITS



STAINLESS SOLID



INTEGRATED SOLID



INTEGRATED SOLID (STAINLESS HANDLELESS PANEL)*

PERFORMANCE	<ul style="list-style-type: none"> • Volume of 4.9 cu ft holds up to 114 bottles (12 oz) or 172 cans (12 oz) • Digital Touch Pad Control is conveniently located on upper face of unit • Temperature range: 34°F - 45°F • Convection cooling system rapidly and efficiently takes items to the set temperature
INTERIOR/EXTERIOR	<ul style="list-style-type: none"> • Black interior is illuminated with LED Lighting • Three adjustable tempered glass shelves with 11 height positions • Full-extension, slide-out crisper drawer is removable for easy cleaning • Stainless steel handle (7/8" diameter) • The door swing is field reversible and is shipped right-hand hinged • Designed to be built-in (galvanized exterior cabinet)
INTEGRATION	<ul style="list-style-type: none"> • Robust, concealed and covered hinges with built-in door stop and closer • Integrated model requires 3/4" custom panel of your choice, or can accept U-Line Handleless Stainless Panel Accessory (must be ordered separately) • Fixed grille can accept an integrated toe-kick • Four independently adjustable leveling legs provide a precise undercounter fit

Model Details

Model	Voltage/Hz	Door Swing	Finish	Shipping Weight
U-2224RS-00B	115 / 60	Field Reversible	Stainless Solid	144 lb
U-2224RINT-00B	115 / 60	Field Reversible	Integrated Solid	132 lb

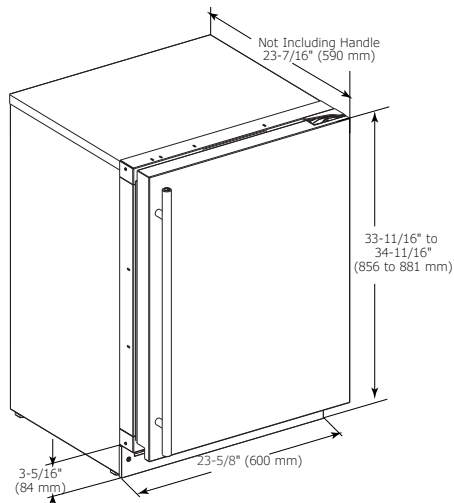
Accessories

Model	Description	Finish	Shipping Weight
ULASHP24SOLID*	Stainless Handleless Panel Solid	Stainless	9 lb

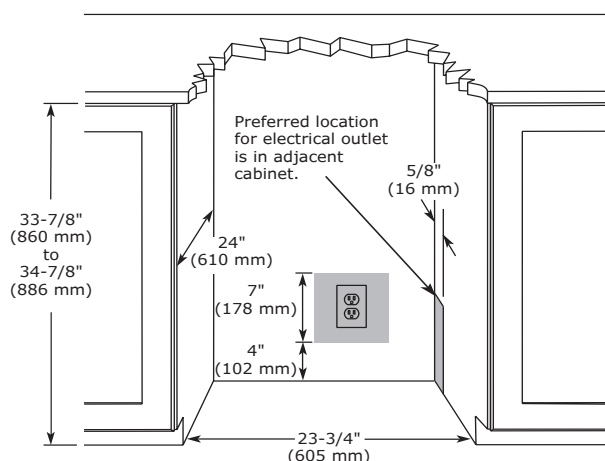
*Installs on integrated models.

DIMENSIONS

Dimensions shown apply to all finishes, including Integrated (INT) models with 3/4" integrated panel/frame installed.



CABINET CUT-OUT



INSTALLATION NOTES

When installing adjacent to wall, ensure 2 1/2" clearance on hinged side for 90° door opening, allowing ample room for door handle.

No additional clearance around sides, top or rear of unit is needed for ventilation.

Do not obstruct front grille air flow.

WARRANTY

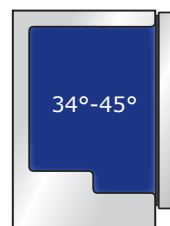
- 1 Year (parts & labor) / 5 year sealed system (parts)
- + **Additional 1 Year (parts & labor) warranty at no cost with product registration**

See complete warranty for details

SPECIFICATIONS

Model	2224R
Amps: Running	1.2
Capacity: Bottle (12 oz)	114
Capacity: Can (12 oz)	172
Capacity: Volume (cu ft)	4.9
Control Type	Digital Touch Pad
Dimensions: Product Depth	23 7/16" / 590 mm
Dimensions: Product Height	33 11/16" / 856 mm
Dimensions: Product Width	23 5/8" / 600 mm
Energy Consumption: Avg. Per Year	240 kWh
ENERGY STAR / CEE RATING	ENERGY STAR / Tier 3
Panel Height	30" / 762 mm
Panel Thickness	3/4" / 20 mm
Panel Type	Solid Panel
Panel Width	23 1/2" / 595 mm
Product Weight: Max	134 lb
Refrigerant Type	R600a (1.41 oz)
Sabbath (Star K Certified)	Yes
Temperature Range	34°F - 45°F

COOLING SYSTEM



ELECTRICAL REQUIREMENTS

This unit requires a grounded, polarized 115 VAC, 60 Hz, 15 A power supply (normal household current).

