



XOUIIM1585NOPA

ADA HEIGHT w/FACTORY INSTALLED DRAIN PUMP

15" ADA HEIGHT NUGGET ICE MAKER



XOUIIM1585NOPA

- Articulated Hinges - Seamless Integration
- Elegant 6-Color LED Lighting
- Stores 25lbs a Day
- Optional SS Door w/Handle

15" ADA HEIGHT NUGGET ICE MAKER w/DRAIN PUMP
Automatically produces up to 85lbs of nugget ice per day.

The XOUIIM1585NOPA series ice maker produces that “chewable” ice that is perfect for your next Mojito or Margarita. Ideal for cooling your beverages quickly. It is ice created for the purist in you.

Choosing the right ice matters.

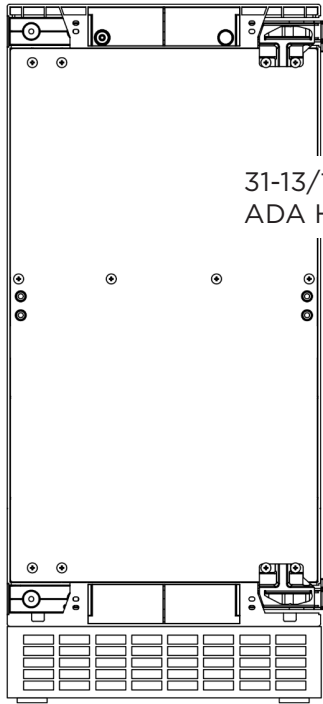
WORLD CLASS SERVICE | COMPREHENSIVE WARRANTIES

OUR LASTING COMMITMENT TO YOU

XOUM1585NOPA

15" ADA HEIGHT
NUGGET ICE MAKER w/DRAIN PUMP

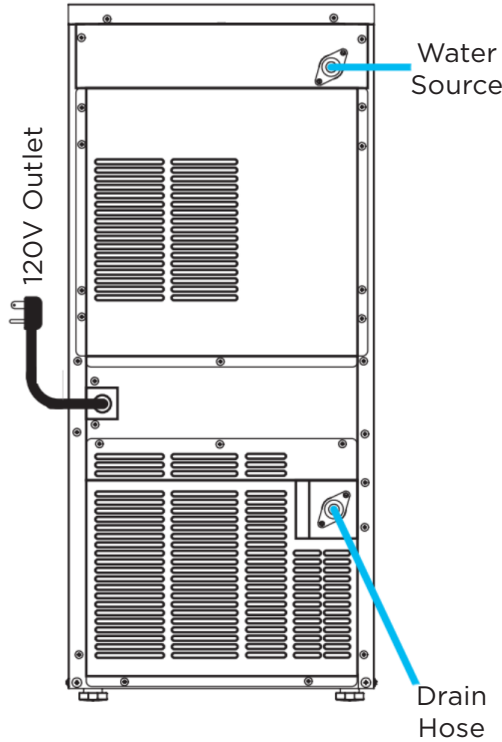
FRONT VIEW (WITHOUT PANEL)



31-13/16"
ADA HEIGHT



14-7/8" WIDE



Water
Source

Drain
Hose

22-25/32" DEEP

FEATURES

CAPACITY

85 lbs of nugget ice per day.
25 lbs ice storage

FEATURES

- Panel Ready (Panel/Handles Not Included)
- ADA Height
- Articulated hinges for Seamless Integration
- Makes up to 85lbs of nugget ice per day
- Includes factory installed drain pump
- 25lbs Ice storage capacity
- Elegant 6-color Interior Illumination
- 6 1/2' Power Cord w/ low profile 90° flat plug
- Optional Standard Height Available



XOUMPUMPB

Factory installed
Drain Pump included

SPECIFICATIONS

ELECTRICAL 120V 60HZ 3.3 AMP*

DIMENSIONS H 31-13/16"
W 14-15/16"
D 22-25/32"

ROUGH IN H 31-1/4" min
W 15"
D 24"

REFRIGERANT R134a

OPTIONAL

XOUM15SDA

15" ADA Height SS Door
and 2 style handles for
XOUM1585



XOUM1585NOP

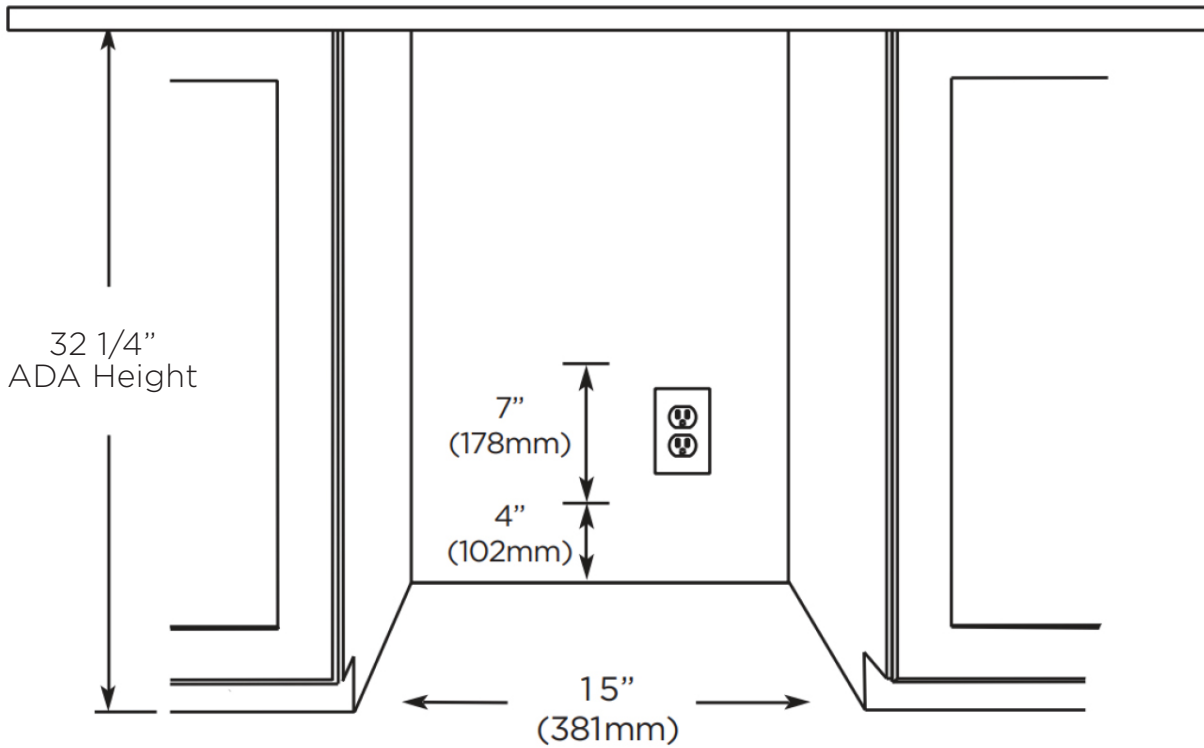
15" Nugget Ice Maker
Standard Height



XO the next level
in luxury appliances
xoappliance.com | 800.966.8300

XO is exclusively distributed by EASTERN MARKETING CORP.
24 Eisenhower Parkway Roseland, NJ 07068

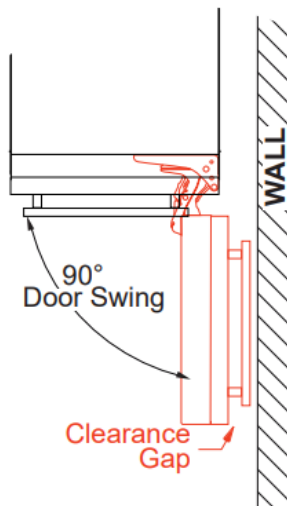
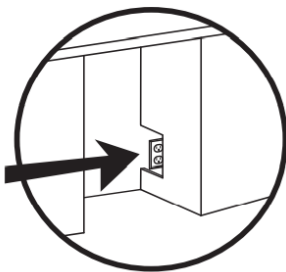
ROUGH-IN DIMENSIONS



All XO undercounter units arrive pre-wired with low profile plugs for easy installation



Need more space - Cut into an adjoining cabinet to reach an outlet there



When installing with The hinge side next to a wall - Leave adequate space for your door handle.