

# CMSU4303X



Product family  
Type  
Category

Coffee machine  
Automatic  
Compact



## Aesthetic










Aesthetics	Classic	Stainless steel type	Brushed
Color	Stainless steel	Glass	Eclipse
Finishing	Fingerprint-proof	Logo	Embossed

## Controls

Display	4.3" SoftTouch color	No. of controls	2
No. of display languages	17	Control knobs	Classic
Display languages	IT, GB, FR, NL, SP, PT, SWE, RU, DE, DK, PL, NO, FI, TR, ET, KK, UK	Control knobs color	Stainless steel effect
Control setting type	Touch controls		

## Programs / Functions

Beverage settings	
Single coffee	
Double coffee	
Pre-heat infuser function	Yes
Automatic cappuccino maker with separate milk tank	Yes
Hot-water function	

Pre-ground coffee option	
Adjustable coffee intensity	
Variable coffee size	
Adjustable cappuccino foam	
Pre-set automatic switch-on	
Automatic rinse	
Automatic descaling	
Variable coffee temperature	
Adjustable coffee grinder	
Water hardness	Yes
Lack of water signal	Yes
Child lock	Yes
Showroom mode	Yes

## Technical Features



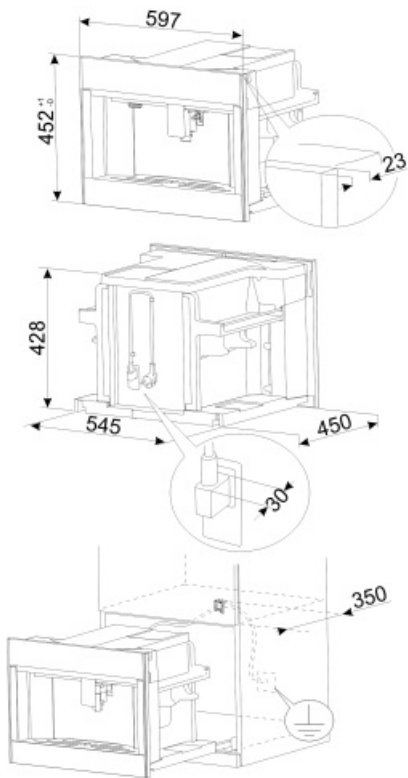
<b>Coffee granules compartment</b>	Yes	<b>Heating system</b>	Thermoblock + Steamer
<b>Ground coffee compartment</b>	Yes	<b>Coffee grinder</b>	Pro-style stainless steel conical grinder
<b>Removable water container</b>	Yes	<b>Pump pressure</b>	217,6 psi
<b>Coffee grounds container</b>	14 single, 7 double	<b>Water container capacity</b>	0.7 gal
<b>Height-adjustable coffee dispenser</b>	Yes, 3 3/8" to 5 5/8"	<b>Coffee bean container capacity</b>	12,3 oz
<b>Steam dispenser</b>	Yes	<b>Lighting</b>	LED
<b>Drip tray</b>	Yes	<b>Lights</b>	4
<b>Removable milk jug</b>	Yes	<b>Installation</b>	On telescopic guides with soft close
<b>Thermal carafe</b>	Stainless steel, auto-clean system, 17 fl oz capacity	<b>Frontal</b>	Yes
<b>Cup holder</b>	Yes, warmed		

## Electrical Connection






















<b>Nominal power</b>	1350 W	<b>Frequency (Hz)</b>	60 Hz
<b>Current</b>	12,2 A	<b>Power cord length</b>	70 7/8 "
<b>Voltage</b>	120 V		

## Logistic Information

<b>Width</b>	23 7/16 "	<b>Height</b>	17 15/16 "
<b>Depth</b>	18 1/2 "		



## Symbols glossary (TT)

 <p>Rinsing: There is an automatic rinsing with hot water when the coffee machine is switched on.</p>	 <p>Automatic switch on: It is possible to program automatic switch on of the machine to make it ready for use by the required time.</p>
 <p>Three levels adjustable coffee temperature to taste the coffee on the temperature desired.</p>	 <p>Semiprofessional steamer with a dedicated heating element to manage the steam outlet. Suitable for recipes such as hot chocolate, punch, bombardino, vin brulé.</p>
 <p>Types of coffee: You can prepare the following types of coffee: Ristretto-Corto (small portion) / Normale (medium portion) / Lungo (large portion)</p>	 <p>The double coffee function makes possible to prepare two espresso at the same time with just one infusion cycle.</p>
 <p>Coffee beans: You can use coffee beans in the coffee machine with the possibility to adjust the coarseness of grind.</p>	 <p>Integrated cup warmer.</p>
 <p>Descaling function: Is essential to remove excess deposits of limestone in the tank and allow the proper operation of the product. The need to perform this operation is signaled by the product itself.</p>	 <p>Frontal approach: it possible to reach every point in the machine and extract any components with a single hand use.</p>
 <p>Conical stainless steel coffee grinder.</p>	 <p>Ground coffee: You can use ground coffee or coffee beans in the coffee machine with the possibility to adjust the coarseness of grind.</p>
 <p>Compact appliances with a height of 45 cm - perfect solution to meet the functional requirements of kitchen sets of small height. Available in several types and in different styles.</p>	 <p>Hot water: Coffee machine can make hot water for tea or other hot drinks</p>
 <p>5 levels adjustable coffee intensity. This function makes possible to adjust the quantity of beans grounded in any infusion cycle.</p>	 <p>Five levels adjustable coffee length: espresso, normal, long, extra long and Americano.</p>
 <p>13 levels adjustable grinder.</p>	 <p>The machine guarantees to create different drinks: espresso, coffee, long, 2 x espresso, espresso macchiato, americano, cappuccino, cappuccino mix, caffelatte, latte macchiato, hot milk, flat white, hot water.</p>
 <p>The milk froth is adjustable through the thermal carafe knob.</p>	 <p>Stainless steel thermal carafe. It guarantees to maintain longer the milk fresh. Fitted with an auto-clean system and a knob to adjust the milk froth, it can be washed in the dishwasher.</p>
 <p>Touch controls: Easy to use touch controls allow the appliance to be programmed at the touch of a button.</p>	