


# SIMU324D



Product family  
Installation  
Dimensions  
Power supply  
Type  
EAN code

Cooktop  
Ultra-low profile  
60 cm  
Mixed  
Induction  
8017709328917



## Aesthetic



Aesthetics

Color

Finishing

Material

Glass

Glass edge

Control setting type

Slider

Slider

Controls position

Silkscreen color

Universal

Black

Glass

Glass

Eclipse ceramic

Straight edge

Touch control - Backlit white

Yes

White

Front

Gray

## Programs / Functions



Cooking zones

4

Cooking zones

4

Time-setting options

Automatic switch-off

Cooking zones with Booster

4

No. of Flexible zones

2

Main on/off switch

Yes

Power levels

9

## Options



<b>Multi-zone</b>	Yes	<b>End-of-cooking acoustic alarm</b>	Yes
<b>Flexible zone</b>	MultiZone	<b>Residual time indicator</b>	Yes
<b>Standard cut-out</b>	490x580 mm	<b>Limited power consumption option</b>	Yes
<b>Multi-zone</b>	Yes	<b>Limited Power Consumption Mode in W</b>	2400 a 7400 - step 100 W
<b>Multi-zone</b>	Yes	<b>Showroom mode</b>	Yes
<b>Keep-warm automatic function</b>	Yes	<b>Child safety lock</b>	Yes
<b>Grill function</b>	Yes	<b>Twin-zone option</b>	Yes
<b>End cooking timer</b>	4	<b>Quick start</b>	Yes
<b>Pause option</b>	Yes	<b>Quick level selection</b>	Yes
<b>Minute minder</b>	1		

## Technical Features

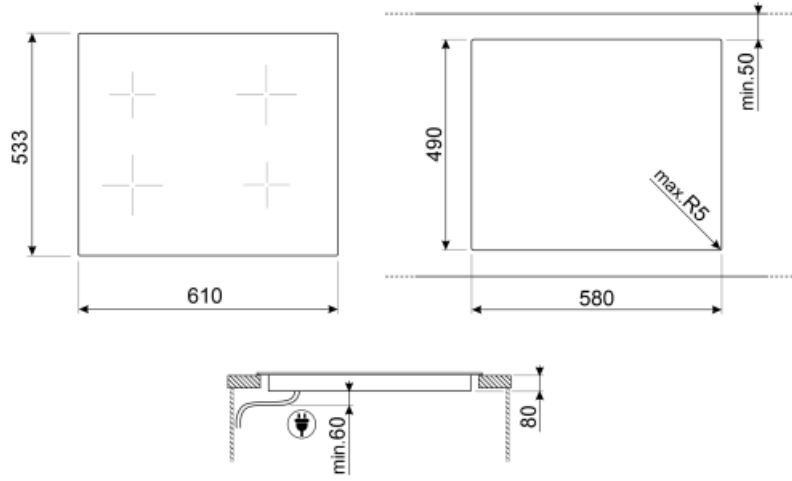


Front-left - Induction - Multizone - 2.10 kW - Booster 2.50 kW - Double booster 3.00 kW - 24.0x18.0 cm  
 Rear-left - Induction - Multizone - 2.10 kW - Booster 2.50 kW - Double booster 3.00 kW - 24.0x18.0 cm  
 Front-right - Induction - Multizone - 2.10 kW - Booster 2.50 kW - Double booster 3.00 kW - 24.0x18.0 cm  
 Rear-right - Induction - Multizone - 2.10 kW - Booster 2.50 kW - Double booster 3.00 kW - 24.0x18.0 cm  
 Multizone left - Booster 3.70 kW - 38.5x23.0 cm  
 Multizone right - Booster 3.70 kW - 38.5x23.0 cm

<b>Automatic pan diameter adjustment</b>	Yes	<b>Automatic switch-off in case of overflow</b>	Yes
<b>Automatic pot detection</b>	3.5" minimum	<b>Residual heat indicator</b>	Yes
<b>Permanent Automatic Pot Detection with indication of the relative control</b>	Yes	<b>Protection from accidental start</b>	Yes
<b>Automatic switch-off in case of over-heating</b>	Yes		

## Electrical Connection

<b>Nominal power</b>	7400 W	<b>Frequency</b>	60 Hz
<b>Current</b>	33 A	<b>Power cord length</b>	47 1/4 "
<b>Voltage</b>	240 V	<b>Terminal box</b>	5 poles
<b>Electric cable type</b>	Single phase		



---

## Not included accessories

---



### SCRP

























Induction and ceramic hobs and teppanyaki scraper



### TPK

Stainless steel grill plate to cook Teppanyaki dishes

## Symbols glossary (TT)

 <p>Power booster: option allows the zone to work at full power when very intense cooking is necessary.</p>	 <p>Ultra-low profile: Installation of product with flat edge - height of 1 mm.</p>
 <p>Child lock: some models are fitted with a device to lock the programme/cycle so it cannot be accidentally changed.</p>	 <p>The slider control panel allows you to adjust the power simply by passing your finger across the touch device.</p>
 <p>ECO-logic: option allows you to restrict the power limit of the appliance real energy saving.</p>	 <p>Keep warm function: Keep warm function keeps the cooked food heated. In this mode the heating zone operates at a minimum capacity for 120 minutes and then turns off automatically.</p>
 <p>Overheat protection: The safety system that automatically turns off the hob in case of overheating of the control unit.</p>	 <p>Induction: The work of these hobs is based on the principle of electromagnetic induction. The heat is generated directly in the bottom of the pan during its contact with the hob.</p>
 <p>Multizone: allows several pans to be used at once, large or small, offering freedom of placement and greater flexibility</p>	 <p>Overfill protection: The special overfill protection shuts down the stove in the presence of overflow of liquids.</p>
 <p>PAUSE_72dpi</p>	 <p>Quick selection, with one touch cooking begins at the highest level, then automatically reduces after time. Ideal for dishes that require quick boiling and then continued cooking without constant control (eg beef broth).</p>
 <p>Quick Start function: the chosen temperature is reached faster. The heating element works at maximum power until the right temperature is reached.</p>	 <p>Indication of residual heat: After the glass ceramic hob is switched off the residual heat indicator shows which of the heating zones still remains hot. When the temperature drops below 60 ° C, the indicator goes out.</p>
 <p>Time elapsed: shows how long the cooking zone has been in use.</p>	 <p>Timer: All ceramic hobs have a timer which automatically ends cooking after a preset time.</p>
 <p>TWIN_ZONE_72dpi</p>	 <p>...</p>
 <p>...</p>	 <p>...</p>
 <p>Additional maximum power level for a better energy consumption</p>	 <p>Darkness becomes light</p>
 <p>Evolution Slider totally Back-lighted ghost effect</p>	 <p>Automatic merge of zones for a bigger area</p>