

SAMSUNG "BUY MORE SAVE MORE" DELIVERY AND INSTALLATION ALLOWANCE



- MUST PURCHASE BETWEEN DECEMBER 27, 2024 - JANUARY 31, 2025
- REBATE ISSUED VIA NECO ALLIANCE VISA® PREPAID CARD
- **VALID ONLY ON SALES MADE FROM AN AUTHORIZED MEMBER OF ADC, NEW ENGLAND GROUP, DMI, OR INTERCOUNTY**

****OFFER****

PURCHASE ANY 6 ELIGIBLE APPLIANCES FOR A \$800 REBATE
 PURCHASE ANY 5 ELIGIBLE APPLIANCES FOR A \$600 REBATE
 PURCHASE ANY 4 ELIGIBLE APPLIANCES FOR A \$400 REBATE
 PURCHASE ANY 3 ELIGIBLE APPLIANCES FOR A \$300 REBATE
 PURCHASE ANY 2 ELIGIBLE APPLIANCES FOR A \$100 REBATE

PURCHASE AN ELIGIBLE LAUNDRY CENTER FOR A \$100 REBATE

Thank you for your business!

To submit your claim please follow 4 easy steps:

1. Go to www.necoalinerebates.com.
2. Attach the electronic copy of your invoice from a computer, tablet or even snap & upload your invoice via mobile phone.
3. Complete required information. ***Important – Serial numbers are required to receive payment.**
4. After the claim has been approved, you will receive an email from notification@prepaiddigitalsolutions.com with instructions for redeeming a physical or virtual card.
5. Claims must be submitted online by 2/28/2025.



Terms & Conditions: Prepaid Mastercard card/virtual card is issued by Pathward®, N.A., Member FDIC, pursuant to license by Mastercard International Incorporated. Participating 5% Back Merchants do change; visit website for current listing. Mastercard and the circles design are registered trademarks of Mastercard International Incorporated. No cash access or recurring payments. Card can be used where Debit Mastercard is accepted. Virtual card can be used where Debit Mastercard is accepted online, for phone/mail orders or in stores that accept mobile wallet. Card/Virtual card valid for up to 6 months; unused funds will forfeit after the valid thru date. Terms and conditions apply. This rebate offer is limited to one rebate per household, and is limited to two models per product category. Multiple sales to builders, apartments, condominiums, subdivisions, etc., do not qualify. Please keep a copy of your invoice & this claim for your records. Void where prohibited, taxed or restricted by law. Missing or incomplete information will delay the processing of your rebate. Online orders must show proof of payment invoice (not an email confirmation notice). The consumer is responsible for the appropriate sales tax. By submitting this claim you hereby accept the above stated terms and conditions. Fraudulent submissions may result in federal prosecution. If you are unable to take delivery by the cut-off date, please make sure your claim has been entered on-line before the deadline. This will ensure your claim has been received during the program period. Kindly make sure an email address has been provided so that we are able to send you an automatic email message of any missing information. If you will NOT be taking delivery by the cut-off date of 02/28/2025, please SUBMIT online prior to the cutoff date and either send us an email to necorebates@360incentives.com or call us at 1-855-359-7131 to request an extension of an additional 30 days from program expiration. Allow 16 weeks from the time we receive all required Information. If you have not received your card, you may reach us at 1-855-359-7131 or by email at necorebates@360incentives.com. Your NECO Alliance Mastercard is valid for purchases at U.S. locations for six months from the date that it is issued.


Refrigerator

Model	Serial	Model	Serial
<input type="checkbox"/> RF25HMEDBSR	_____	<input type="checkbox"/> RF23M8070SG	_____
<input type="checkbox"/> RF23M8070SR	_____	<input type="checkbox"/> RF23M8570SG	_____
<input type="checkbox"/> RF23M8570SR	_____	<input type="checkbox"/> RF28R7201SR	_____
<input type="checkbox"/> RF28R7201SG	_____	<input type="checkbox"/> RF28R7201DT	_____
<input type="checkbox"/> RF24R7201SR	_____	<input type="checkbox"/> RF24R7201SG	_____
<input type="checkbox"/> RF24R7201DT	_____	<input type="checkbox"/> RF28R7351SR	_____
<input type="checkbox"/> RF28R7351SG	_____	<input type="checkbox"/> RF28R7351DT	_____
<input type="checkbox"/> RF22R7351SR	_____	<input type="checkbox"/> RF22R7351SG	_____
<input type="checkbox"/> RF22R7351DT	_____	<input type="checkbox"/> RF22R7551DT	_____
<input type="checkbox"/> RF22R7551SG	_____	<input type="checkbox"/> RF22R7551SR	_____
<input type="checkbox"/> RF23R6201DT	_____	<input type="checkbox"/> RF23R6201SG	_____
<input type="checkbox"/> RF23R6201SR	_____	<input type="checkbox"/> RF23R6201WW	_____
<input type="checkbox"/> RF28R6201DT	_____	<input type="checkbox"/> RF28R6201SG	_____
<input type="checkbox"/> RF28R6201SR	_____	<input type="checkbox"/> RF28R6202WW	_____
<input type="checkbox"/> RF28R7551DT	_____	<input type="checkbox"/> RF28R7551SG	_____
<input type="checkbox"/> RF28R7551SR	_____	<input type="checkbox"/> RS22T5201SG	_____
<input type="checkbox"/> RS22T5201SR	_____	<input type="checkbox"/> RS22T5561SG	_____
<input type="checkbox"/> RS22T5561SR	_____	<input type="checkbox"/> RS27T5200SG	_____
<input type="checkbox"/> RS27T5200SR	_____	<input type="checkbox"/> RS27T5200WW	_____
<input type="checkbox"/> RS27T5561SG	_____	<input type="checkbox"/> RS27T5561SR	_____
<input type="checkbox"/> RF27T5201SR	_____	<input type="checkbox"/> RF27T5201SG	_____
<input type="checkbox"/> RF27T5201WW	_____	<input type="checkbox"/> RF27T5501SR	_____
<input type="checkbox"/> RF27T5501SG	_____	<input type="checkbox"/> RF23A9771SG	_____
<input type="checkbox"/> RF23A9771SR	_____	<input type="checkbox"/> RF29A9771SG	_____
<input type="checkbox"/> RF29A9771SR	_____	<input type="checkbox"/> RF23A9671SG	_____
<input type="checkbox"/> RF23A9671SR	_____	<input type="checkbox"/> RF29A9671SG	_____
<input type="checkbox"/> RF29A9671SR	_____	<input type="checkbox"/> RF23A9071SG	_____
<input type="checkbox"/> RF23A9071SR	_____	<input type="checkbox"/> RF29A9071SG	_____
<input type="checkbox"/> RF29A9071SR	_____	<input type="checkbox"/> RF25HMIDBSG	_____
<input type="checkbox"/> RF25HMIDBSR	_____	<input type="checkbox"/> RF28R6222WW	_____
<input type="checkbox"/> RF28R6221SR	_____	<input type="checkbox"/> RF26J7510SR	_____

<input type="checkbox"/> RF28T5F01SG	_____	<input type="checkbox"/> RF28T5F01SR	_____
<input type="checkbox"/> RF28T5021SG	_____	<input type="checkbox"/> RF28T5021SR	_____
<input type="checkbox"/> RF28T5101SG	_____	<input type="checkbox"/> RF28T5101SR	_____
<input type="checkbox"/> RF28T5101WW	_____	<input type="checkbox"/> RF28T5001SG	_____
<input type="checkbox"/> RF28T5001SR	_____	<input type="checkbox"/> RF28T5001WW	_____
<input type="checkbox"/> RF22A4221SG	_____	<input type="checkbox"/> RF22A4221SR	_____
<input type="checkbox"/> RF22A4121SG	_____	<input type="checkbox"/> RF22A4121SR	_____
<input type="checkbox"/> RF22A4121WW	_____	<input type="checkbox"/> RF20A5101SG	_____
<input type="checkbox"/> RF20A5101SR	_____	<input type="checkbox"/> RF20A5101WW	_____
<input type="checkbox"/> RF18A5101SG	_____	<input type="checkbox"/> RF18A5101SR	_____
<input type="checkbox"/> RF18A5101WW	_____	<input type="checkbox"/> RF23A9675MT	_____
<input type="checkbox"/> RF23A967541	_____	<input type="checkbox"/> RF23A9675AP	_____
<input type="checkbox"/> RF29A9675MT	_____	<input type="checkbox"/> RF29A967541	_____
<input type="checkbox"/> RF29A9675AP	_____	<input type="checkbox"/> RS28A5F61SG	_____
<input type="checkbox"/> RS28A5F61SR	_____	<input type="checkbox"/> RS27T5201SR	_____
<input type="checkbox"/> RS23A500ASG	_____	<input type="checkbox"/> RS23A500ASR	_____
<input type="checkbox"/> RS28A500ASG	_____	<input type="checkbox"/> RS28A500ASR	_____
<input type="checkbox"/> RB10FSR4ESR	_____	<input type="checkbox"/> RB12A300641	_____
<input type="checkbox"/> RB12A300631	_____	<input type="checkbox"/> RB12A300635	_____
<input type="checkbox"/> RF29BB8600QL	_____	<input type="checkbox"/> RF23BB820012	_____
<input type="checkbox"/> RF23BB8200AP	_____	<input type="checkbox"/> RF23BB8200QL	_____
<input type="checkbox"/> RF23BB860012	_____	<input type="checkbox"/> RF23BB86004M	_____
<input type="checkbox"/> RF23BB8600AP	_____	<input type="checkbox"/> RF23BB8600QL	_____
<input type="checkbox"/> RF23BB89008M	_____	<input type="checkbox"/> RF23BB8900AC	_____
<input type="checkbox"/> RF23BB8900AW	_____	<input type="checkbox"/> RF24BB620012	_____
<input type="checkbox"/> RF24BB6200AP	_____	<input type="checkbox"/> RF24BB6200QL	_____
<input type="checkbox"/> RF24BB660012	_____	<input type="checkbox"/> RF24BB6600AP	_____
<input type="checkbox"/> RF24BB6600QL	_____	<input type="checkbox"/> RF24BB69006M	_____
<input type="checkbox"/> RF24BB6900AC	_____	<input type="checkbox"/> RF24BB6900AW	_____
<input type="checkbox"/> RF29BB820012	_____	<input type="checkbox"/> RF29BB8200AP	_____
<input type="checkbox"/> RF29BB8200QL	_____	<input type="checkbox"/> RF29BB860012	_____
<input type="checkbox"/> RF29BB86004M	_____	<input type="checkbox"/> RF29BB8600AP	_____
<input type="checkbox"/> RF29BB89008M	_____	<input type="checkbox"/> RF29BB8900AC	_____

SAMPLE


- | | | | |
|---------------------------------------|-------|---------------------------------------|-------|
| <input type="checkbox"/> RF29BB8900AW | _____ | <input type="checkbox"/> RF30BB620012 | _____ |
| <input type="checkbox"/> RF30BB6200AP | _____ | <input type="checkbox"/> RF30BB6200QL | _____ |
| <input type="checkbox"/> RF30BB660012 | _____ | <input type="checkbox"/> RF30BB6600AP | _____ |
| <input type="checkbox"/> RF30BB6600QL | _____ | <input type="checkbox"/> RF30BB69006M | _____ |
| <input type="checkbox"/> RF30BB6900AC | _____ | <input type="checkbox"/> RF30BB6900AW | _____ |
| <input type="checkbox"/> RF23CB9900QK | _____ | <input type="checkbox"/> RF25C5151SR | _____ |
| <input type="checkbox"/> RF25C5551SR | _____ | <input type="checkbox"/> RF26CG7400SR | _____ |
| <input type="checkbox"/> RF27CG5010S9 | _____ | <input type="checkbox"/> RF27CG5100SR | _____ |
| <input type="checkbox"/> RF27CG5400SR | _____ | <input type="checkbox"/> RF27CG5900SR | _____ |
| <input type="checkbox"/> RF29CB9900QK | _____ | <input type="checkbox"/> RF31CG7200SR | _____ |
| <input type="checkbox"/> RF31CG7400MT | _____ | <input type="checkbox"/> RF31CG7400SR | _____ |
| <input type="checkbox"/> RF32CG5100MT | _____ | <input type="checkbox"/> RF32CG5100SR | _____ |
| <input type="checkbox"/> RF32CG5400MT | _____ | <input type="checkbox"/> RF32CG5400SR | _____ |
| <input type="checkbox"/> RF32CG5900SR | _____ | <input type="checkbox"/> RS23CB760012 | _____ |
| <input type="checkbox"/> RS23CB7600QL | _____ | <input type="checkbox"/> RS28CB760012 | _____ |
| <input type="checkbox"/> RS28CB7600QL | _____ | <input type="checkbox"/> RF23DB960012 | _____ |
| <input type="checkbox"/> RF23DB9600AP | _____ | <input type="checkbox"/> RF23DB9600QL | _____ |
| <input type="checkbox"/> RF23DB970012 | _____ | <input type="checkbox"/> RF23DB9700QL | _____ |
| <input type="checkbox"/> RF23DB990012 | _____ | <input type="checkbox"/> RF23DB9900QD | _____ |
| <input type="checkbox"/> RF29DB960012 | _____ | <input type="checkbox"/> RF29DB9600AP | _____ |
| <input type="checkbox"/> RF29DB9600QL | _____ | <input type="checkbox"/> RF29DB970012 | _____ |
| <input type="checkbox"/> RF29DB9700QL | _____ | <input type="checkbox"/> RF29DB990012 | _____ |
| <input type="checkbox"/> RF29DB9900QD | _____ | <input type="checkbox"/> RT18DG6500SR | _____ |
| <input type="checkbox"/> RT18DG6700SR | _____ | | |



Dryer

- | Model | Serial | Model | Serial |
|--------------------------------------|--------|--------------------------------------|--------|
| <input type="checkbox"/> DVE60M9900V | _____ | <input type="checkbox"/> DVG60M9900V | _____ |
| <input type="checkbox"/> DVG45R6100W | _____ | <input type="checkbox"/> DVG45R6100C | _____ |
| <input type="checkbox"/> DVG45R6300W | _____ | <input type="checkbox"/> DVG45R6300C | _____ |
| <input type="checkbox"/> DVG45R6300V | _____ | <input type="checkbox"/> DVE45R6100W | _____ |
| <input type="checkbox"/> DVE45R6100C | _____ | <input type="checkbox"/> DVE45R6300W | _____ |
| <input type="checkbox"/> DVE45R6300C | _____ | <input type="checkbox"/> DVE45R6300V | _____ |
| <input type="checkbox"/> DV22N6800HW | _____ | <input type="checkbox"/> DV22K6800EW | _____ |
| <input type="checkbox"/> DVE50R5200W | _____ | <input type="checkbox"/> DVE50R5400W | _____ |

<input type="checkbox"/> DVE50R5400V	_____	<input type="checkbox"/> DVG50R5200W	_____
<input type="checkbox"/> DVG50R5400W	_____	<input type="checkbox"/> DVG50R5400V	_____
<input type="checkbox"/> DVE50R8500V	_____	<input type="checkbox"/> DVE54R7200V	_____
<input type="checkbox"/> DVE54R7200W	_____	<input type="checkbox"/> DVE54R7600C	_____
<input type="checkbox"/> DVG50R8500V	_____	<input type="checkbox"/> DVG54R7200V	_____
<input type="checkbox"/> DVG54R7200W	_____	<input type="checkbox"/> DVG54R7600C	_____
<input type="checkbox"/> DVE45R6100P	_____	<input type="checkbox"/> DVG45R6100P	_____
<input type="checkbox"/> DVE45T6200W	_____	<input type="checkbox"/> DVG45T6200W	_____
<input type="checkbox"/> DVE50A8600E	_____	<input type="checkbox"/> DVG50A8600E	_____
<input type="checkbox"/> DVE50A8800V	_____	<input type="checkbox"/> DVG50A8800V	_____
<input type="checkbox"/> DVE50A8600V	_____	<input type="checkbox"/> DVG50A8600V	_____
<input type="checkbox"/> DVE45T6020W	_____	<input type="checkbox"/> DVG45T6020W	_____
<input type="checkbox"/> DVE50T5300C	_____	<input type="checkbox"/> DVG50T5300C	_____
<input type="checkbox"/> DVE50R5200V	_____	<input type="checkbox"/> DVG50R5200V	_____
<input type="checkbox"/> DVE45T3400V	_____	<input type="checkbox"/> DVG45T3400V	_____
<input type="checkbox"/> DVE45T3400P	_____	<input type="checkbox"/> DVG45T3400P	_____
<input type="checkbox"/> DVE45T3400W	_____	<input type="checkbox"/> DVG45T3400W	_____
<input type="checkbox"/> DVE45T3200W	_____	<input type="checkbox"/> DVG45T3200W	_____
<input type="checkbox"/> DVE41A3000W	_____	<input type="checkbox"/> DVG41A3000W	_____
<input type="checkbox"/> DVE52A5500W	_____	<input type="checkbox"/> DVE55A7300E	_____
<input type="checkbox"/> DVE45A6400V	_____	<input type="checkbox"/> DVE45B6300W	_____
<input type="checkbox"/> DVG52A5500C	_____	<input type="checkbox"/> DVG45A6400V	_____
<input type="checkbox"/> DVG45B6300W	_____	<input type="checkbox"/> DVE60A9900V	_____
<input type="checkbox"/> DVE50A8500V	_____	<input type="checkbox"/> DVG50A8500V	_____
<input type="checkbox"/> DV25B6900EW	_____	<input type="checkbox"/> DV25B6900HW	_____
<input type="checkbox"/> DVE46BG6500V	_____	<input type="checkbox"/> DVG46BG6500V	_____
<input type="checkbox"/> DVE45A6400W	_____	<input type="checkbox"/> DVG45A6400W	_____
<input type="checkbox"/> DVE45B6300C	_____	<input type="checkbox"/> DVG45B6300C	_____
<input type="checkbox"/> DVE45B6300P	_____	<input type="checkbox"/> DVG45B6300P	_____
<input type="checkbox"/> DVE55A7700V	_____	<input type="checkbox"/> DVG55A7700V	_____
<input type="checkbox"/> DVG55A7300E	_____	<input type="checkbox"/> DVE52A5500V	_____
<input type="checkbox"/> DVG52A5500V	_____	<input type="checkbox"/> DVE52A5500C	_____
<input type="checkbox"/> DVG52A5500W	_____	<input type="checkbox"/> DVE50B5100W	_____




- | | | | |
|---------------------------------------|-------|---------------------------------------|-------|
| <input type="checkbox"/> DVG50B5100W | _____ | <input type="checkbox"/> DVE50B5100V | _____ |
| <input type="checkbox"/> DVG50B5100V | _____ | <input type="checkbox"/> DVG60A9900V | _____ |
| <input type="checkbox"/> DVE47CG3500V | _____ | <input type="checkbox"/> DVE47CG3500W | _____ |
| <input type="checkbox"/> DVE54CG7150D | _____ | <input type="checkbox"/> DVE54CG7150W | _____ |
| <input type="checkbox"/> DVE55CG7100V | _____ | <input type="checkbox"/> DVE55CG7100W | _____ |
| <input type="checkbox"/> DVG47CG3500V | _____ | <input type="checkbox"/> DVG47CG3500W | _____ |
| <input type="checkbox"/> DVG54CG7150D | _____ | <input type="checkbox"/> DVG54CG7150W | _____ |
| <input type="checkbox"/> DVG55CG7100V | _____ | <input type="checkbox"/> DVG55CG7100W | _____ |
| <input type="checkbox"/> DVE50BG8300E | _____ | <input type="checkbox"/> DVE50BG8300V | _____ |
| <input type="checkbox"/> DVE51CG8000V | _____ | <input type="checkbox"/> DVE51CG8000W | _____ |
| <input type="checkbox"/> DVE54CG7550V | _____ | <input type="checkbox"/> DVE55CG7500E | _____ |
| <input type="checkbox"/> DVG50BG8300E | _____ | <input type="checkbox"/> DVG50BG8300V | _____ |
| <input type="checkbox"/> DVG51CG8000V | _____ | <input type="checkbox"/> DVG51CG8000W | _____ |
| <input type="checkbox"/> DVG54CG7550V | _____ | <input type="checkbox"/> DVG55CG7500E | _____ |
| <input type="checkbox"/> DVE53BB8700T | _____ | <input type="checkbox"/> DVE53BB8700V | _____ |
| <input type="checkbox"/> DVG53BB8700T | _____ | <input type="checkbox"/> DVG53BB8700V | _____ |
| <input type="checkbox"/> DVE51CG800V | _____ | <input type="checkbox"/> DVG54CG7500V | _____ |

Washer

- | Model | Serial | Model | Serial |
|--------------------------------------|--------|--------------------------------------|--------|
| <input type="checkbox"/> WV60M9900AV | _____ | <input type="checkbox"/> WA50R5200AW | _____ |
| <input type="checkbox"/> WA50R5400AW | _____ | <input type="checkbox"/> WA50R5400AV | _____ |
| <input type="checkbox"/> WW22K6800AW | _____ | <input type="checkbox"/> WF45R6100AW | _____ |
| <input type="checkbox"/> WF45R6100AC | _____ | <input type="checkbox"/> WF45R6300AW | _____ |
| <input type="checkbox"/> WF45R6300AC | _____ | <input type="checkbox"/> WF45R6300AV | _____ |
| <input type="checkbox"/> WA54R7200AV | _____ | <input type="checkbox"/> WA54R7200AW | _____ |
| <input type="checkbox"/> WA54R7600AC | _____ | <input type="checkbox"/> WF50R8500AV | _____ |
| <input type="checkbox"/> WF45R6100AP | _____ | <input type="checkbox"/> WF45T6200AW | _____ |
| <input type="checkbox"/> WF50A8600AE | _____ | <input type="checkbox"/> WF50A8800AV | _____ |
| <input type="checkbox"/> WF50A8600AV | _____ | <input type="checkbox"/> WA50T5300AC | _____ |
| <input type="checkbox"/> WA50R5200AV | _____ | <input type="checkbox"/> WA44A3405AV | _____ |
| <input type="checkbox"/> WA45T3400AV | _____ | <input type="checkbox"/> WA44A3405AP | _____ |
| <input type="checkbox"/> WA45T3400AP | _____ | <input type="checkbox"/> WA44A3405AW | _____ |
| <input type="checkbox"/> WA45T3400AW | _____ | <input type="checkbox"/> WA44A3205AW | _____ |
| <input type="checkbox"/> WA45T3200AW | _____ | <input type="checkbox"/> WA52A5500AW | _____ |

- | | | | |
|---------------------------------------|-------|---------------------------------------|-------|
| <input type="checkbox"/> WF45A6400AV | _____ | <input type="checkbox"/> WA51A5505AC | _____ |
| <input type="checkbox"/> WA55A7300AE | _____ | <input type="checkbox"/> WF45B6300AW | _____ |
| <input type="checkbox"/> WF45A6400AW | _____ | <input type="checkbox"/> WF45B6300AP | _____ |
| <input type="checkbox"/> WA51A5505AW | _____ | <input type="checkbox"/> WF45B6300AC | _____ |
| <input type="checkbox"/> WA52A5500AV | _____ | <input type="checkbox"/> WF50A8500AV | _____ |
| <input type="checkbox"/> WW25B6900AW | _____ | <input type="checkbox"/> WF46BG6500AV | _____ |
| <input type="checkbox"/> WA55A7700AV | _____ | <input type="checkbox"/> WA51A5505AV | _____ |
| <input type="checkbox"/> WA52A5500AC | _____ | <input type="checkbox"/> WA49B5205AW | _____ |
| <input type="checkbox"/> WA49B5105AW | _____ | <input type="checkbox"/> WA50B5100AW | _____ |
| <input type="checkbox"/> WA49B5105AV | _____ | <input type="checkbox"/> WA50B5100AV | _____ |
| <input type="checkbox"/> WV60A9900AV | _____ | <input type="checkbox"/> WA46CG3505AV | _____ |
| <input type="checkbox"/> WA46CG3505AW | _____ | <input type="checkbox"/> WA47CG3500AV | _____ |
| <input type="checkbox"/> WA47CG3500AW | _____ | <input type="checkbox"/> WA54CG7105AV | _____ |
| <input type="checkbox"/> WA54CG7105AW | _____ | <input type="checkbox"/> WA54CG7150AD | _____ |
| <input type="checkbox"/> WA54CG7150AW | _____ | <input type="checkbox"/> WA55CG7100AV | _____ |
| <input type="checkbox"/> WA55CG7100AW | _____ | <input type="checkbox"/> WA51DG5505AW | _____ |
| <input type="checkbox"/> WA52DG5500AW | _____ | <input type="checkbox"/> WA54CG7550AV | _____ |
| <input type="checkbox"/> WA55CG7500AE | _____ | <input type="checkbox"/> WF50BG8300AE | _____ |
| <input type="checkbox"/> WF50BG8300AV | _____ | <input type="checkbox"/> WF51CG8000AV | _____ |
| <input type="checkbox"/> WF51CG8000AW | _____ | <input type="checkbox"/> WF53BB8700AT | _____ |
| <input type="checkbox"/> WF53BB8700AV | _____ | <input type="checkbox"/> WA54CG7500AV | _____ |
| <input type="checkbox"/> WFCG8000AV | _____ | | |



OTR

- | Model | Serial | Model | Serial |
|--------------------------------------|--------|--------------------------------------|--------|
| <input type="checkbox"/> ME21K7010DG | _____ | <input type="checkbox"/> ME21K7010DS | _____ |
| <input type="checkbox"/> ME21M706BAG | _____ | <input type="checkbox"/> ME21M706BAS | _____ |
| <input type="checkbox"/> ME21R706BAT | _____ | <input type="checkbox"/> ME21R7051SG | _____ |
| <input type="checkbox"/> ME21R7051SS | _____ | <input type="checkbox"/> ME19R7041FT | _____ |
| <input type="checkbox"/> ME19R7041FG | _____ | <input type="checkbox"/> ME19R7041FS | _____ |
| <input type="checkbox"/> ME19R7041FB | _____ | <input type="checkbox"/> ME19R7041FW | _____ |
| <input type="checkbox"/> MC17T8000CG | _____ | <input type="checkbox"/> MC17T8000CS | _____ |
| <input type="checkbox"/> ME19A7041WS | _____ | <input type="checkbox"/> ME17R7021EG | _____ |
| <input type="checkbox"/> ME17R7021ES | _____ | <input type="checkbox"/> ME17R7021EB | _____ |
| <input type="checkbox"/> ME17R7021EW | _____ | <input type="checkbox"/> ME16A4021AS | _____ |

- ME16A4021AB _____
- ME11A7710DS _____
- ME11A7510DS _____
- ME21B706B12 _____
- ME19CB704112 _____
- ME21DB650012 _____
- ME21DG6300MT _____
- ME21DG6500MT _____
- ME21DG6700SR _____

- ME16A4021AW _____
- ME11A7510DG _____
- ME21A706BQN _____
- ME11CB751012 _____
- ME21DB630012 _____
- ME21DB670012 _____
- ME21DG6300SR _____
- ME21DG6500SR _____

Dishwasher

- | Model | Serial |
|---------------------------------------|--------|
| <input type="checkbox"/> DW80R9950UT | _____ |
| <input type="checkbox"/> DW80R9950UG | _____ |
| <input type="checkbox"/> DW80R5060UG | _____ |
| <input type="checkbox"/> DW80R5061UG | _____ |
| <input type="checkbox"/> DW80R5061UT | _____ |
| <input type="checkbox"/> DW80R7060US | _____ |
| <input type="checkbox"/> DW80R7061US | _____ |
| <input type="checkbox"/> DW80N3030US | _____ |
| <input type="checkbox"/> DW50T6060US | _____ |
| <input type="checkbox"/> DW80B6060US | _____ |
| <input type="checkbox"/> DW80B7070AP | _____ |
| <input type="checkbox"/> DW80B7070US | _____ |
| <input type="checkbox"/> DW80CG5451MT | _____ |
| <input type="checkbox"/> DW80CB545012 | _____ |
| <input type="checkbox"/> DW80CG5450SR | _____ |
| <input type="checkbox"/> DW80CG4021SR | _____ |

- | Model | Serial |
|---------------------------------------|--------|
| <input type="checkbox"/> DW80R9950US | _____ |
| <input type="checkbox"/> DW80R2031US | _____ |
| <input type="checkbox"/> DW80R5060US | _____ |
| <input type="checkbox"/> DW80R5061US | _____ |
| <input type="checkbox"/> DW80R7060UG | _____ |
| <input type="checkbox"/> DW80R7061UG | _____ |
| <input type="checkbox"/> DW60R2014US | _____ |
| <input type="checkbox"/> DW50T6060UG | _____ |
| <input type="checkbox"/> DW80R2031UG | _____ |
| <input type="checkbox"/> DW80B6060UG | _____ |
| <input type="checkbox"/> DW80B7070UG | _____ |
| <input type="checkbox"/> DW80BB707012 | _____ |
| <input type="checkbox"/> DW80CG5451SR | _____ |
| <input type="checkbox"/> DW80CG5450MT | _____ |
| <input type="checkbox"/> DW80CG4051SR | _____ |

Cooktop

- | Model | Serial |
|--------------------------------------|--------|
| <input type="checkbox"/> NA30N6555TG | _____ |
| <input type="checkbox"/> NA30N7755TG | _____ |
| <input type="checkbox"/> NA36N6555TG | _____ |
| <input type="checkbox"/> NA36N7755TG | _____ |
| <input type="checkbox"/> NZ30K6330RG | _____ |

- | Model | Serial |
|--------------------------------------|--------|
| <input type="checkbox"/> NA30N6555TS | _____ |
| <input type="checkbox"/> NA30N7755TS | _____ |
| <input type="checkbox"/> NA36N6555TS | _____ |
| <input type="checkbox"/> NA36N7755TS | _____ |
| <input type="checkbox"/> NZ30K6330RS | _____ |

- NZ30K7570RG _____
- NZ30K7880UG _____
- NZ36K6430RG _____
- NZ36K7570RG _____
- NZ36K7880US _____
- NZ30R5330RK _____
- NA36R5310FS _____
- NA30R5310FS _____
- NZ36K7570RS _____

- NZ30K7570RS _____
- NZ30K7880US _____
- NZ36K6430RS _____
- NZ36K7880UG _____
- NZ36R5330RK _____
- NA36R5310FG _____
- NA30R5310FG _____
- NV51K6650SG _____

Wall Oven

- | Model | Serial |
|--------------------------------------|--------|
| <input type="checkbox"/> NQ70M6650DG | _____ |
| <input type="checkbox"/> NQ70M7770DG | _____ |
| <input type="checkbox"/> NV51K6650DG | _____ |
| <input type="checkbox"/> NV51K6650SS | _____ |
| <input type="checkbox"/> NV51K7770DS | _____ |
| <input type="checkbox"/> NV51K7770SS | _____ |
| <input type="checkbox"/> NQ70T5511DS | _____ |
| <input type="checkbox"/> NV51T5511DS | _____ |
| <input type="checkbox"/> NV51T5511SS | _____ |

- | Model | Serial |
|--------------------------------------|--------|
| <input type="checkbox"/> NQ70M6650DS | _____ |
| <input type="checkbox"/> NQ70M7770DS | _____ |
| <input type="checkbox"/> NV51K6650DS | _____ |
| <input type="checkbox"/> NV51K7770DG | _____ |
| <input type="checkbox"/> NV51K7770SG | _____ |
| <input type="checkbox"/> NQ70T5511DG | _____ |
| <input type="checkbox"/> NV51T5511DG | _____ |
| <input type="checkbox"/> NV51T5511SG | _____ |

Range

- | Model | Serial |
|--------------------------------------|--------|
| <input type="checkbox"/> NE58R9560WG | _____ |
| <input type="checkbox"/> NE63T8751SG | _____ |
| <input type="checkbox"/> NE63T8711ST | _____ |
| <input type="checkbox"/> NE63T8711SS | _____ |
| <input type="checkbox"/> NE63T8511SG | _____ |
| <input type="checkbox"/> NE63T8311SG | _____ |
| <input type="checkbox"/> NE63T8111SG | _____ |
| <input type="checkbox"/> NY63T8751SG | _____ |
| <input type="checkbox"/> NX60T8751SG | _____ |
| <input type="checkbox"/> NX60T8711ST | _____ |
| <input type="checkbox"/> NX60T8711SS | _____ |
| <input type="checkbox"/> NX60T8511SG | _____ |

- | Model | Serial |
|--------------------------------------|--------|
| <input type="checkbox"/> NE59T7511SG | _____ |
| <input type="checkbox"/> NE63T8751SS | _____ |
| <input type="checkbox"/> NE63T8711SG | _____ |
| <input type="checkbox"/> NE63T8511ST | _____ |
| <input type="checkbox"/> NE63T8511SS | _____ |
| <input type="checkbox"/> NE63T8311SS | _____ |
| <input type="checkbox"/> NE63T8111SS | _____ |
| <input type="checkbox"/> NY63T8751SS | _____ |
| <input type="checkbox"/> NX60T8751SS | _____ |
| <input type="checkbox"/> NX60T8711SG | _____ |
| <input type="checkbox"/> NX60T8511ST | _____ |
| <input type="checkbox"/> NX60T8511SS | _____ |

- | | | | |
|---------------------------------------|-------|---------------------------------------|-------|
| <input type="checkbox"/> NX60T8311SG | _____ | <input type="checkbox"/> NX60T8311SS | _____ |
| <input type="checkbox"/> NX60T8111SG | _____ | <input type="checkbox"/> NX60T8111SS | _____ |
| <input type="checkbox"/> NE63T8951SG | _____ | <input type="checkbox"/> NE63T8951SS | _____ |
| <input type="checkbox"/> NE63T8911SG | _____ | <input type="checkbox"/> NE63T8911SS | _____ |
| <input type="checkbox"/> NE63A6711ST | _____ | <input type="checkbox"/> NE63A6711SG | _____ |
| <input type="checkbox"/> NE63A6711SS | _____ | <input type="checkbox"/> NE63A6511SG | _____ |
| <input type="checkbox"/> NE63A6511SS | _____ | <input type="checkbox"/> NE63A6511SW | _____ |
| <input type="checkbox"/> NE63A6511SB | _____ | <input type="checkbox"/> NE63A6311SG | _____ |
| <input type="checkbox"/> NE63A6311SS | _____ | <input type="checkbox"/> NE63A6111SS | _____ |
| <input type="checkbox"/> NE63A6111SW | _____ | <input type="checkbox"/> NE63A6111SB | _____ |
| <input type="checkbox"/> NX60A6711ST | _____ | <input type="checkbox"/> NX60A6711SG | _____ |
| <input type="checkbox"/> NX60A6711SS | _____ | <input type="checkbox"/> NX60A6511SG | _____ |
| <input type="checkbox"/> NX60A6511SS | _____ | <input type="checkbox"/> NX60A6511SW | _____ |
| <input type="checkbox"/> NX60A6511SB | _____ | <input type="checkbox"/> NX60A6311SG | _____ |
| <input type="checkbox"/> NX60A6311SS | _____ | <input type="checkbox"/> NX60A6111SS | _____ |
| <input type="checkbox"/> NX60A6111SW | _____ | <input type="checkbox"/> NX60A6111SB | _____ |
| <input type="checkbox"/> NV31T4551SS | _____ | <input type="checkbox"/> NZ24T4360RK | _____ |
| <input type="checkbox"/> NA24T4230FS | _____ | <input type="checkbox"/> NE63A6751SS | _____ |
| <input type="checkbox"/> NE63A8711QN | _____ | <input type="checkbox"/> NE63BB871112 | _____ |
| <input type="checkbox"/> NX60A8711QN | _____ | <input type="checkbox"/> NX60BB871112 | _____ |
| <input type="checkbox"/> NX60BG8315SS | _____ | <input type="checkbox"/> NE63B8211SG | _____ |
| <input type="checkbox"/> NE63B8211SS | _____ | <input type="checkbox"/> NE63B8611SG | _____ |
| <input type="checkbox"/> NE63B8611SS | _____ | <input type="checkbox"/> NE63BB851112 | _____ |
| <input type="checkbox"/> NE63BB861112 | _____ | <input type="checkbox"/> NE63BG8315SS | _____ |
| <input type="checkbox"/> NE63CB831512 | _____ | <input type="checkbox"/> NX60BB851112 | _____ |
| <input type="checkbox"/> NX60CB831512 | _____ | <input type="checkbox"/> NSE6DB830012 | _____ |
| <input type="checkbox"/> NSE6DB850012 | _____ | <input type="checkbox"/> NSE6DB870012 | _____ |
| <input type="checkbox"/> NSE6DG8100MT | _____ | <input type="checkbox"/> NSE6DG8100SR | _____ |
| <input type="checkbox"/> NSE6DG8300SR | _____ | <input type="checkbox"/> NSE6DG8500MT | _____ |
| <input type="checkbox"/> NSE6DG8500SR | _____ | <input type="checkbox"/> NSE6DG8700SR | _____ |
| <input type="checkbox"/> NSG6DB830012 | _____ | <input type="checkbox"/> NSG6DB850012 | _____ |
| <input type="checkbox"/> NSG6DB870012 | _____ | <input type="checkbox"/> NSG6DG8100MT | _____ |
| <input type="checkbox"/> NSG6DG8100SR | _____ | <input type="checkbox"/> NSG6DG8300SR | _____ |

SAMPLE

- NSG6DG8500MT _____
- NSG6DG8700SR _____
- NSI6DB950012 _____
- NSI6DG9100MT _____
- NSI6DG9300SR _____
- NSI6DG9500SR _____

- NSG6DG8500SR _____
- NSI6DB930012 _____
- NSI6DB990012 _____
- NSI6DG9100SR _____
- NSI6DG9500MT _____
- NSI6DG9900SR _____

Laundry Center

- | Model | Serial |
|---|--------|
| <input type="checkbox"/> WD53DBA900HZA1 | _____ |
| <input type="checkbox"/> WH53DBH700GFA3 | _____ |
| <input type="checkbox"/> WH46DBH500GVA3 | _____ |
| <input type="checkbox"/> WH46DBH100GWA3 | _____ |
| <input type="checkbox"/> WH46DBH100EW | _____ |
| <input type="checkbox"/> WH46DBH500EV | _____ |
| <input type="checkbox"/> WH53DBH700EF | _____ |

- | Model | Serial |
|---|--------|
| <input type="checkbox"/> WH53DBH700EFA3 | _____ |
| <input type="checkbox"/> WH46DBH500EVA3 | _____ |
| <input type="checkbox"/> WH46DBH100EWA3 | _____ |
| <input type="checkbox"/> WD53DBA900HZ | _____ |
| <input type="checkbox"/> WH46DBH100GW | _____ |
| <input type="checkbox"/> WH46DBH500GV | _____ |
| <input type="checkbox"/> WH53DBH700GF | _____ |

SAMPLE